



# **BANGLADESH**

## **Country Investment Plan**

*A road map towards investment in agriculture,  
food security and nutrition*

*Updated version, draft 20 March 2011*

**Government of the People's Republic of Bangladesh**

**This document is the result of a joint effort by**

**Ministry of Agriculture**

**Ministry of Chittagong Hill Tracts Affairs**

**Ministry of Environment and Forests**

**Ministry of Finance**

**Ministry of Fisheries and Livestock**

**Ministry of Food and Disaster Management**

**Ministry of Health and Family Welfare**

**Ministry of Industries**

**Ministry of Local Government, Rural Development and Cooperatives**

**Ministry of Planning**

**Ministry of Social Welfare**

**Ministry of Water Resources**

**Ministry of Women and Children Affairs**

**This effort was carried out in close consultation with private sector representatives, civil society organizations, NGOs, farmer groups and organizations, representatives from research and academia and the Bangladesh Development Partners.**

**Coordinated by the  
Food Division  
Ministry of Food and Disaster Management**

## **TABLE OF CONTENTS**

|  |    |
|--|----|
| <i>EXECUTIVE SUMMARY</i> .....   | 1  |
| 1. NATIONAL AND INTERNATIONAL CONTEXT .....  | 2  |
| 2. DEFINITION AND PURPOSES OF THE CIP .....  | 3  |
| 3. THE CIP IS ANCHORED IN THE EXISTING NATIONAL FRAMEWORK.....                             | 4  |
| 4. CONTEXT AND PROCESS OF CIP PREPARATION .....  | 5  |
| 5. THE CONSULTATION PROCESS.....   | 8  |
| 6. GUIDING PRINCIPLES.....   | 9  |
| 7. RESULTS FRAMEWORK .....   | 11 |
| 8. CIP PROGRAMMES .....  | 13 |
| 9. POLICY CONSIDERATIONS .....   | 26 |
| 10. COST AND FINANCING .....   | 28 |
| 11. RESOURCE MOBILIZATION.....   | 32 |
| 12. INSTITUTIONAL ARRANGEMENTS .....   | 34 |
| 13. THE WAY FORWARD AND IMPLEMENTATION CHALLENGES .....                                    | 37 |
| ANNEX 1. UPDATING AND CONSULTATION PROCESS.....  | 40 |
| ANNEX 2: RESULTS FRAMEWORK .....   | 62 |
| ANNEX 3: PROGRAMMES DESCRIPTION TABLES (AN UPDATED VERSION HAS<br>YET TO BE DRAFTED) ..... | 72 |
| ANNEX 4: COST AND FINANCING.....   | 73 |

The updated CIP can be downloaded from [www.nfpcsp.org](http://www.nfpcsp.org)

Please send any feedback to [dgfpmu@fd.gov.bd](mailto:dgfpmu@fd.gov.bd) – [Benoist.veillerette@fao.org](mailto:Benoist.veillerette@fao.org) – [FAO-BD@fao.org](mailto:FAO-BD@fao.org)

## ACRONYMS AND ABBREVIATIONS

|                  |  |
|------------------|--|
| <b>AFSI</b>      | <b>L'Aquila Food Security Initiative</b>   |
| <b>ADB</b>       | <b>Asian Development Bank</b>  |
| <b>ADP</b>       | <b>Annual Development Programme</b>  |
| <b>BADC</b>      | <b>Bangladesh Agricultural Development Corporation</b>                             |
| <b>BARC</b>      | <b>Bangladesh Agricultural Research Corporation</b>                                |
| <b>BIDS</b>      | <b>Bangladesh Institute for Development Studies</b>                                |
| <b>BSTI</b>      | <b>Bangladesh Standards and Testing Institute</b>                                  |
| <b>BWDB</b>      | <b>Bangladesh Water Development Board</b>  |
| <b>CIP</b>       | <b>Country Investment Plan</b>   |
| <b>CFS</b>       | <b>Committee on World Food Security</b>  |
| <b>CPF</b>       | <b>Country Partnership Framework</b>   |
| <b>CSOs</b>      | <b>Civil Society Organizations</b>   |
| <b>DAE</b>       | <b>Department of Agricultural Extension</b>  |
| <b>DANIDA</b>    | <b>Danish International Development Agency</b>                                     |
| <b>DfID</b>      | <b>Department for International Development</b>                                    |
| <b>DLS</b>       | <b>Department of Livestock Services</b>  |
| <b>DoF</b>       | <b>Department of Fisheries</b>   |
| <b>DPs</b>       | <b>Development Partners</b>  |
| <b>ERD</b>       | <b>Economic Relations Division</b>   |
| <b>EU</b>        | <b>European Union</b>  |
| <b>FAO</b>       | <b>Food and Agriculture Organization</b>   |
| <b>FFS</b>       | <b>Farmers Field School</b>  |
| <b>FPMC</b>      | <b>Food Planning and Monitoring Committee</b>                                      |
| <b>FPMU</b>      | <b>Food Policy Monitoring Unit</b>   |
| <b>FPWG</b>      | <b>Food Policy Working Group</b>   |
| <b>FYP</b>       | <b>Five Year Plan</b>  |
| <b>GAfsp</b>     | <b>Global Agriculture and Food Security Programme</b>                              |
| <b>GED</b>       | <b>General Economic Division of the Ministry of Planning</b>                       |
| <b>GoB</b>       | <b>Government of Bangladesh</b>  |
| <b>HLTF</b>      | <b>High Level Task Force on global food security crisis</b>                        |
| <b>IFPRI</b>     | <b>International Food Policy Research Institute</b>                                |
| <b>IDB</b>       | <b>Islamic Development Bank</b>  |
| <b>IFAD</b>      | <b>International Fund for Agriculture Development</b>                              |
| <b>IMED</b>      | <b>Implementation Monitoring and Evaluation Division</b>                           |
| <b>IPM</b>       | <b>Integrated Pest Management</b>  |
| <b>JCS</b>       | <b>Joint Cooperation Strategy</b>  |
| <b>LCG-AFSRD</b> | <b>Local Consultative Group on Agriculture Food Security and Rural Development</b> |
| <b>LGED</b>      | <b>Local Government Engineering Division</b>                                       |
| <b>MCCI</b>      | <b>Metropolitan Chamber of Commerce and Industry</b>                               |
| <b>MDGf</b>      | <b>Millennium Development Goal Fund</b>  |
| <b>MoA</b>       | <b>Ministry of Agriculture</b>   |
| <b>MoFDM</b>     | <b>Ministry of Food and Disaster Management</b>                                    |
| <b>MoFL</b>      | <b>Ministry of Fisheries and Livestock</b>   |
| <b>MoHFW</b>     | <b>Ministry of Health and Family Welfare</b>                                       |
| <b>NARS</b>      | <b>National Agricultural Research System</b>                                       |
| <b>NFP PoA</b>   | <b>National Food Policy Plan of Action</b>   |
| <b>NGOs</b>      | <b>Non Governmental Organizations</b>  |
| <b>NNS</b>       | <b>National Nutrition Services</b>   |
| <b>PPP</b>       | <b>Public Private Partnership</b>  |
| <b>REACH</b>     | <b>Ending Child Hunger and Under Nutrition</b>                                     |
| <b>SCA</b>       | <b>Seed Certification Agency</b>   |
| <b>SSN</b>       | <b>Social Safety Net</b>   |
| <b>SUN</b>       | <b>Scaling Up Nutrition</b>  |
| <b>UNICEF</b>    | <b>United Nations Children's Fund</b>  |
| <b>USAID</b>     | <b>United States Agency for International Development</b>                          |
| <b>WFP</b>       | <b>World Food Programme</b>  |
| <b>WSFS</b>      | <b>World Summit on Food Security</b>   |

## **EXECUTIVE SUMMARY**

This report represents **the updated version of the Bangladesh Country Investment Plan (CIP)**. The CIP is a country led planning, fund mobilization and alignment tool, in support of increased and effective public investment in agriculture, food security and nutrition. The CIP focuses on public investment to increase and diversify food availability in a sustainable manner and improve access to food and nutrition outcome security. Its interventions also aim to mobilize investment by smallholders and other private sector actors to improve food security. It is a 5-year comprehensive plan with the aim to ensure sustainable food security.

The CIP is **anchored in the policy, programmatic and financial framework of Bangladesh**: (i) it is the investment arm of the National Food Policy (NFP, 2006) and its Plan of Action (PoA, 2008-2015); (ii) it reflects the food security content of the upcoming 6<sup>th</sup> Five Year Plan; (iii) it is a strong advocacy and financial tool for increased resource allocation from the budget (through the Government process) and Development Partners (DPs) in the context of the Joint Cooperation Strategy (JCS) (through the mobilization of the Local Consultative Group on Agriculture, Food Security and Rural Development) .

The CIP is a living document: its first version was approved by the Government in June 2010; this updated version (April 2011) was developed through a **wide process of consultation** with over 900 stakeholders in Dhaka and the regions (Government agencies, private sector, farmers, academics, civil society, NGOs and Development Partners). This process resulted in the main features described in this document, in particular shaping and costing CIP investment areas and their prioritization, establishing a results framework, defining guiding principles to be applied during implementation and identifying policy implications to enable optimal effectiveness of interventions.

The CIP provides a **coherent set of 12 priority investment programmes to improve food security and nutrition in an integrated way**. The total cost of the CIP was estimated at US\$ 7.98 billion. Out of these, US\$ 3.04 billion are financed through already allocated budget resources and contributions by Development Partners. The financing gap is therefore **US\$ 4.9 billion**, of which **US\$ 3.3 billion** has been identified as first priority requirements through a participatory prioritization process. CIP implementation will require strengthened capacities through one of the proposed programmes. Coordination of interventions will be ensured through an inclusive institutional set up which builds upon the existing structure developed by the country in support of the NFP.

| Component                                    | Programme (financing gaps are in million US\$)                                       | Funds required |              |
|--|--|----------------|--------------|
|  |  | total          | priority     |
| <b>Food Availability</b>                     | 1. Sustainable and diversified agriculture through integrated research and extension | 644            | 470          |
|  | 2. Improved water management and infrastructure for irrigation purposes              | 892            | 607          |
|  | 3. Improved quality of input and soil fertility                                      | 232            | 170          |
|  | 4. Fisheries and aquaculture development   | 356            | 212          |
|  | 5. Livestock development, with a focus on poultry and dairy production               | 775            | 440          |
| <b>Food Access</b>                           | 6. Improved access to market, value addition in agriculture and non farm incomes     | 635            | 368          |
|  | 7. Strengthened capacities for implementation and monitoring of NFP and CIP actions  | 99             | 69           |
|  | 8. Enhanced public food management system  | 293            | 212          |
|  | 9. Institutional Development and Capacity Development for more effective safety nets | 472            | 340          |
| <b>Food Utilization</b>                      | 10. Community based nutrition programmes and services                                | 347            | 309          |
|  | 11. Orient food and nutrition actions through data                                   | 21             | 13           |
|  | 12. Food safety and quality improvement  | 180            | 90           |
| <b>COUNTRY INVESTMENT PLAN FINANCING GAP</b> |  | <b>4,946</b>   | <b>3,299</b> |

The CIP must be **translated into actions through active resource mobilization**: the Ministry of Finance and Development Partners are committed to use it to allocate budget contributions, grants and loans. A Country Partnership Framework was, to date, endorsed by 8 Development Partners as a commitment to join efforts in financing food security investments through the CIP. **More financing is required**. As a living, tool, the CIP will need regular updating through regular dialogues and learning from experience.

# 1. NATIONAL AND INTERNATIONAL CONTEXT

1.1 The **Government of Bangladesh** (GoB) considers agriculture, food security and nutrition to be major priorities. While the country has made impressive achievements over the last 40 years (notably, it has tripled its rice production), it is increasingly faced with considerable challenges: *population growth* (Bangladesh is already the most densely populated country in the world and its population is still growing by over 2 million people per year); *climate change* (sea intrusion, natural disasters, increasing salinity); *deteriorating access to increasingly scarce natural resources* (water, land); *vulnerability to price shocks*, (as shown in 2008); *persistent poverty* (leading to poor access to food); and one of the highest *malnutrition* rates in the world. The Government considers the fight against food and nutrition insecurity a key strategy for Bangladesh to become a middle-income country. The election manifesto of the present Government, as well as relevant constitutional provisions, provide the latest evidence of this commitment.

1.2 This national commitment matches the **renewed global commitment** that resulted from the 2008 food security crisis, and materialized in the July 2009 I'Aquila Food Security Initiative (AFSI), as well as the November 2009 World Food Security Summit in Rome. During these events, the global community pledged funds and committed to support country-led plans for food security that would reflect countries' investment requirements for increased food and nutrition security. This Country Investment Plan (CIP) represents such a plan for Bangladesh. The CIP is conceived as a living document.

1.3 The Bangladesh CIP is a **results based tool** aimed to improve food security in a comprehensive manner. The CIP (i) is **anchored in the existing national policy and planning frameworks**; (ii) builds on past and on-going operations in support of food security, and (iii) reflects the diverse views of its many stakeholders as a result of a unique and very inclusive consultation process, involving government agencies, academics, civil society, private sector, NGOs, UN agencies and Development Partners. The CIP also provides costing and financing gap evaluation as well as priority financing requirements. It explains how it will be used for fund mobilization and monitoring of progress in output delivery and impact. Finally, the institutional set up and way forward for effective implementation are proposed.

1.4 While the first version of the CIP was discussed during the Food Security Investment Forum (Dhaka, 26-27 May 2010) and approved in June 2010 by the Government, this second updated and more complete version was reviewed during another high-level forum in Dhaka on 20 March 2011, which represented the culminating point of the consultation process.

1.5 This report has four annexes: (1) detailed feed back from the consultation process (2) results framework and monitoring system; (3) twelve summary tables spelling out the main programmes forming the draft CIP; (4) inventory of existing and proposed projects under the CIP, cost estimates and financing tables.

1.6 The CIP was prepared by the GoB involving a wide range of Ministries, Agencies and Departments, with the Food Policy Monitoring Unit (under the Ministry of Food and Disaster Management) playing a coordination role. The CIP benefits from the strong involvement and leadership at the highest levels of the Government and wide dialogues with stakeholders. FAO provided technical and methodological support, and USAID provided financing. IFPRI prepared an accompanying document on policy dimensions of the CIP which has been incorporated in this version of the CIP in particular in its guiding principles, institutional set up and in a specific Chapter 9 on policy considerations.

## 2. DEFINITION AND PURPOSES OF THE CIP

2.1 The CIP provides a **strategic and coherent set of 12 priority investment programmes to improve food and nutrition security in an integrated way**. It is a five year plan aligned with the 6<sup>th</sup> Five Year Plan for 2011-2015 of the Government of Bangladesh, currently under preparation. The CIP builds on the existing solid national food security policy and programmatic framework as described below.

2.2 The CIP is **comprehensive** in that it addresses the three dimensions of food security—availability, access and nutrition—in an integrated way. It aims at linking these three dimensions, in particular by shaping food availability proposals (mostly related to agriculture) so that they **enhance access and improve nutrition** of the most food insecure and malnourished. However, it limits its scope by building on past and on-going investment operations and actions, identifying gaps and needs for scaling up and extension, and incorporates the current national priorities expressed by various stakeholders, including the Government agencies, Civil Society Organizations, NGOs, the private sector and Bangladeshi farmers themselves.

2.3 The CIP is about **food security-related Government investments** included in the Annual Development Programme, which covers investments included in the Government budget. The five “I”s provide a good framework: the CIP would cover **I**nvestment in **I**nfrastructure (including facilities, equipment and materials), **I**nformation (including studies, generation and propagation of information through research and advisory services), **I**nstitutions (including strengthening physical and human capacities of institutions, streamlining operational modalities, training, staff motivation and awareness) and **I**nnovations. The following items are covered by other mechanisms and therefore are not included in the CIP: (i) purely policy and legal measures—the CIP is a means to implement existing policies; (ii) the distribution of food; (iii) subsidies for annual inputs, i.e. fertilizers, which are covered by regular budget means; (iv) safety net programmes<sup>1</sup> *per se*; (v) direct transfers from DPs to implementers not linked to the Annual Development Programme<sup>2</sup>. Additionally, the CIP does not include private investment, which, by nature, cannot be planned. However, public goods financed by the CIP aim to: (i) directly increase production of, access to and balanced utilization of nutritious food; (ii) enable increased investment by smallholder producers; (iii) encourage / leverage private investment through the promotion of Public-Private Partnerships.

2.4 The **CIP** is expected to serve four purposes:

- (i) To **plan and invest resources in a coordinated way** addressing the three dimensions of food security through an integrated approach;
- (ii) To **increase convergence of domestic and external sources of funding** in support of agriculture, food security and nutrition. This requires a progressive alignment of external sources of funds (from bilateral and multilateral donors) behind a single, inclusive (but evolving) investment plan in order to increase cohesion, coordination and avoid gaps and redundancies;

---

<sup>1</sup> Safety net programmes represent an annual amount of USD 1.8 billion

<sup>2</sup> These transfers add up to USD 390 million

- (iii) To **mobilize additional resources** from the GoB budget and from external partners, and to monitor commitments, pledges, expenses and remaining gaps;
- (iv) To **monitor and evaluate** investments in food security and prescribe remedial measures to activities that require strengthening.

### **3. THE CIP IS ANCHORED IN THE EXISTING NATIONAL FRAMEWORK**

3.1 The CIP relies on the existing Government framework in its three dimensions: (i) policy/institutional; (ii) planning / programmatic; (iii) financial and resource mobilization.

#### **Policy/Institutional Framework**

3.2 **The CIP builds on the very solid existing policies, strategies and plans in support of food security in Bangladesh.** In particular, **the CIP aims to support implementation of the National Food Policy (NFP-2006) through a set of investment programmes** that reflect key gaps identified by the Government and other stakeholders, and their priorities to achieve the goals of the NFP. **In other words, the CIP is the investment arm of the NFP PoA.**

3.3 The **National Food Policy (NFP)** represents a unique exercise in defining a comprehensive approach to food and nutrition security, encompassing the three dimensions of food security. It was approved by the cabinet in August 2006 and has three objectives:

- (i) Adequate and stable supply of safe and nutritious food;
- (ii) Increased purchasing power and access to food for the people;
- (iii) Adequate nutrition for all individuals, especially women and children

3.4 **A Plan of Action (PoA) (2008 - 2015)** of the NFP translates the NFP into 26 strategic areas of intervention and, under each, identifies priority actions, responsible actors and a set of policy targets and indicators. The preparation of the NFP PoA was very **inclusive**, involving 11 ministries, civil society, NGOs, the private sector and Bangladesh Development Partners (DPs). **The 12 CIP programmes directly derive from the 26 areas of action, by aggregating and prioritizing those requiring investment.**

3.5 The NFP and CIP build on key **sector policy documents**, such as the National Seed Policy, Flood Action Plan, National Extension Policy, National Water Policy (1999), Food and Nutrition Policy (1997), National Plan of Action for Nutrition (1997) the Livestock Sector Road Map (2006), the Fisheries Sector Road Map (2006), the National Disaster Management Plan (2007-2015) and is consistent with the Bangladesh Climate Change Strategy and Action Plan (2009), which are all incorporated in the NFP and its PoA.

3.6 The **institutional, coordination and monitoring** framework of the CIP (Chapter 12) will be embedded in the existing framework of the NFP PoA. Monitoring activities will rely on the monitoring system currently in place as part of the national planning process.

3.7 The CIP also draws upon: (i) **the Vision 2021 and the associated Perspective Plan 2010-2021 of the Government**, which provides the long-term vision of the current Government, in particular by setting goals and targets for the next 10 years; (ii) the **election manifesto** of the Government and relevant constitutional provisions;



## **Programmatic / Planning Mechanisms**

3.8 The CIP is aligned with the upcoming **6<sup>th</sup> Five-year Plan (FYP)** (2011-2015), a key planning document of the Government of Bangladesh. The FYP outlines priority development interventions for Bangladesh. It holds that “strong agriculture remains fundamental to poverty reduction as well as food security.” There is also broad support for safety nets that will ensure access to as well as utilization of the enhanced availability resulting from strengthened agriculture. The CIP approach is in line with the FYP’s holistic approach to food security. Throughout the process of the FYP, inputs have been taken from the CIP in order to ensure further coherence.

3.9 The CIP also relies on the planning process set up by the Government to plan annual investment expenses. The **Annual Development Programme (ADP)** was used to identify and cost investment areas and programmes (Chapter 10). Further, the CIP was developed in close link with the **Planning Commission**.

## **Finance and Resource Mobilization**

3.10 In the context of the “Paris declaration on aid effectiveness”, the GoB, together with 18 DPs, signed a **Joint Cooperation Strategy (JCS)** on 2 June 2010. This strategy aims to enhance the effectiveness of development assistance in Bangladesh by creating common platforms for national and sector-based dialogues and facilitating a nationally owned process for improving aid delivery. Its purpose is to align foreign aid with the national vision and to move forward with the aid dialogue and coordination process under the Government’s leadership. The CIP can be considered as a contribution to the JCS.

3.11 Further, the CIP draws from the **National Strategy for Accelerated Poverty Reduction II (December 2009)**. Additionally, the aim of the CIP is to be integrated in to the **Medium Term Budgetary Framework** which reflects the investment priorities of the Government of Bangladesh.

3.12 The first CIP-2010 was used as a tool to develop the **Country Partnership Framework (CPF)** as a living mechanism for alignment of DPs with the Bangladeshi priority requirements outlined in the CIP. The CPF, can now be used by the Government to mobilize additional resources from the DP community. To date, 8 DPs have signed the CPF.

3.13 Finally, the CIP was developed with the close involvement of the Ministry of Finance, including its finance division for budget resource mobilization and the Economic Relations Division (ERD) in view of its central role for resource mobilization with DPs.

## **4. CONTEXT AND PROCESS OF CIP PREPARATION**

### **Global context**

4.1 The CIP is framed in the context of several global initiatives that aim to strengthen food and nutrition security throughout the world:

4.2 In July of 2009, in L'Aquila (Italy), G20 leaders pledged a total of US\$ 22.2 billion under the *L'Aquila Food Security Initiative* (AFSI). As a major contribution to it, US President Obama announced the *Feed the Future Initiative*. Both initiatives represent major commitments on the part of key DPs to support food security through increased investment and the CIP is conceived as a tool to mobilize some of these resources.

4.3 During the November 2009 World Summit on Food Security (WSFS) in Rome, five principles were endorsed by the international community as governing guidelines for food security interventions. The 5 principles, known as the *Rome Principles*, have been fully incorporated during the shaping of the CIP as detailed below:

- (i) **Country-led plans:** The CIP is anchored in the existing national policy framework. It takes priorities from the stakeholders and benefits from the strong political support of the Government.
- (ii) **Comprehensiveness:** The CIP covers the three dimensions of food security (availability, access and utilization) in an integrated way.
- (iii) **Coordination:** Effective coordination is institutionalized through the establishment of a Food Policy Working Group for NFP PoA. This comes under the Cabinet's Food Planning and Monitoring Committee and presents the CIP with a platform of 11 ministries and their departments, as well as civil society and NGOs. Coordination of the DPs is conducted through the Local Consultative Group's thematic sub group on Agriculture, Rural Development and Food Security (LCG-ARDFS).
- (iv) **Role of multilateral system:** In close link with the Government and DPs engaged in the agricultural and food security sectors, the UN system is supporting the CIP. The agencies forming the UN High Level Task Force (HLTF) on the Global Food Security Crisis play an important role.
- (v) **Increased and secured financing:** The CIP aims to and has succeeded (in June 2010) in mobilizing additional funds from AFSI, including from the Global Agriculture and Food Security Programme (GAFSP).

### Process of CIP-2010 Preparation

4.4 CIP-2010 development began in March 2010 and was organized around the extraction from the 26 NFP PoA areas and its first Monitoring Report of key investment requirements to achieve goals in the NFP. Twelve investment programmes were developed. The first draft CIP was then reviewed in a broad-based meeting at MoFDM on 4 May 2010 involving stakeholders from the public and private sectors, NGOs, CSOs, and the DPs. Two draft versions were circulated electronically (respectively on 7 May and 23 May) to approximately 160 recipients from among all the stakeholders.

4.5 The high level Bangladesh Investment Forum (27-28 May 2010) chaired by the Prime Minister discussed the CIP and benefited from six policy papers developed by IFPRI and the Bangladesh Institute for Development Studies (BIDS).

4.6 In early June 2010, the MoFDM organized a multi ministry review of the draft CIP to validate the document on behalf of the Government. The consequent joint signature of the document by GoB and DPs took place on 14<sup>th</sup> June 2010.

### CIP Use and Recognition in 2010

4.7 Bangladesh was awarded USD 52 million from the **GAFSP** for a comprehensive agricultural development programme as envisaged under the CIP. The World Bank is the

supervising entity for the investment component (USD 48.3 million) and FAO is the supervising entity for the technical assistance component (USD 3.7 million).

4.8 Additionally, the CIP was show cased in the Regional Investment Forum held in Manila in July 2010 where the CPF and CIP were presented in Manila. Further, Bangladesh's strategic instruments for sustainable food security (including the CIP, the NFP PoA and CPF) were show-cased again in the Committee on World Food Security (CFS) in Rome in October 2010.

### **The CIP Revision/Enhancement Process**

4.9 Though the first version of the CIP met much success, the Government and DPs agreed upon a revision process leading to this updated version of the CIP (2011). The Plan needed broader participation, especially to facilitate private investment and to consider the priorities of a diversity of stakeholders, particularly at the field-level.

4.10 Through an extensive consultation process (Chapter 5), updating of the CIP began in December 2010 and aimed at: **i) cost rationalization and identification of financing gap, ii) further prioritization of interventions that would reflect stakeholders' views and needs, iii) establishment of a results-based M&E mechanism, and iv) analysis of key policy issues tied to successful implementation of the CIP.**

4.11 A joint team of GoB and FAO worked with the technical guidance of the FAO Investment Centre, with the Food Planning and Monitoring Unit of MoFDM, supported by the NFP CSP, as the secretariat of the operations.

4.12 A general outline of steps taken in the updating processes is below:

- Prioritization through inclusive consultation with a variety of stakeholders, particularly farmers, as well as public and private sector representatives, and NGOs;
- Costing of the prioritized programmes and identification of funding availability and further requirements;
- Establishment of a results framework, as well as a monitoring and evaluation mechanism for CIP Implementation;
- Policy analysis, organized by IFPRI;
- Consultations with DPs for inventorying (mapping) available and planned support;
- Specific private sector consultation and participation (MCCI Event on 06 March);
- Alignment with the 6<sup>th</sup> Five Year Plan (with GED) and GoB Planning Process/Annual Development Programme;
- Iterative reviews of findings of consultations by the GoB heads of departments and planning officials;
- Feed back on findings by the DPs, through LCG-ARDFS and Heads of Agencies Meeting (28 February)
- Regular technical reviews of the findings by the high-level inter ministerial CIP Technical Committee and strategic review and guidance by the CIP National Committee, chaired by the Minister, MoFDM. The last reviews took place on 14 March 2011

4.13 The presentation and discussion of the draft revised CIP took place at the **National Forum in Dhaka on the 20 March, 2011**. The draft CIP was also shared with a large number of stakeholders through the website of the National Food Policy Capacity Strengthening Programme. Feedback was incorporated into the final version of the updated CIP, completed in April 2011.

## 5. THE CONSULTATION PROCESS

5.1 In order to increase inclusiveness and ensure that the CIP accurately reflects the voices of its many stakeholders, an intensive consultation process was undertaken from December 2010 to March 2011. This **unique consultation process** involved **13** ministries and large number of their agencies (360 people consulted) academics (from over 20 institutions), private sector (200 persons), farmers in various group meetings (310 participants) and with some of their representatives, NGOs and other CSOs (total of 40 organizations). Feedback was gathered through a variety of means including regional consultations in Mymensingh, Khulna and Bogra, for the Rajshahi region, meetings in Dhaka with Civil Society Organizations, the private sector and a wide variety of government stakeholders.

5.2 It is important to note that the variety of consultation methodologies and techniques were employed throughout the process, resulting in different types of feedback. Furthermore, the various groups consulted clearly have varying objectives and perspectives that impact their feedback—this is seen particularly through the different weight placed by different stakeholders on different CIP components (Annex 1). However, much effort has been made to organize and synthesize the information gathered in order to produce a relatively representative sample of feedback from the many key CIP stakeholders across Bangladesh.

5.3 The process of participatory consultation had the additional key benefit of **building ownership of the CIP**. Dialogue with such a variety of stakeholders has led to **three categories of outcomes all incorporated in the CIP: guiding principles, policy issues and programmatic priorities**.

5.4 **First**, strong views were expressed on **guiding principles** that the CIP should follow, as well as important considerations for its design. These are further detailed in Chapter 6:

- (i) The concept (promoted by the Government) of considering the CIP as a *living document* maintained through regular dialogue and communication, was praised by many participants from academia, Government agencies and CSOs and the private sector;
- (ii) The private sector and CSOs/NGOs called for *enhanced partnership* as an improved method for investing in food and agriculture and implementing the CIP;
- (iii) The Government departments (DRR, Food Departments), a number of CSOs, key UN agencies (WFP and UNICEF) and some Development Partners (e.g. EU) emphasized the need to focus on the main required outcome of the CIP (food and nutrition security) by *scaling up the food access and utilization* parts of the CIP, in particular through stronger and better integrated targeted safety nets, and through the **mainstreaming of nutrition** throughout the CIP;
- (iv) The private sector, important Government agencies as well as a number of NGOs and DPs iterated the call for *innovation* in implementing the CIP. This should be done by applying technical or institutional innovations or scaling up successfully innovative pilot interventions, undertaken by various organizations.

5.5 **Second**, a number of **policy issues** arose from the consultations and from the work undertaken by IFPRI. They are either policy measures *per se* or policy concerns directly impacting the effectiveness of CIP. They are further elaborated in Chapter 9 (Policy considerations). However, three striking issues arose:

- (i) ***Access to and tenure of land and water resources*** arose as a widespread concern amongst the farming community, senior Government officials, NGOs and civil society;
- (ii) ***Lack of access to credit and other financial resources*** was reflected as a major constraint at the farm level by stakeholders themselves;
- (iii) The need for a policy environment that ***enables private sector involvement***. The role of the public vs. private sector was heavily debated and a call for clear roles and responsibilities emerged.

5.6 **Third**, there are several **key broad programmatic issues** that arose throughout the consultation process:

- (i) Ensuring ***a stable supply of good quality agricultural inputs*** (i.e. seeds, fingerling, day old chicks, AI, feeds and fertilizers). This strong call comes consistently from the farmers themselves, as well as from NGOs and CSOs. This shapes the CIP food availability programmes. There is also a clear need for enhanced quality control through increased accountability of providers and a strong regulatory system;
- (ii) Further, there is a strong call, from stakeholders across the board, for an increase in the development and capacity development of ***farmer organizations***. This call is related to many programmatic areas, namely inputs, technology adoption, water usage, credit, fisheries, livestock and market development and a particular area of investment is foreseen as part of programme 7;
- (iii) ***Water management and irrigation*** also arose as critical issues, requiring investment attention for surface water development, excavation of canals, and reservoirs—with a strong call coming from the Government as well as academia, the private sector and farmers
- (iv) ***Nutrition*** also arose as a key priority to be addressed through different programmatic means, including safety nets and an increase in the production and consumption of nutritious food, through homestead vegetable gardens and small-scale poultry, livestock and aquaculture and improving pulse productivity.
- (v) Additionally, stakeholders elaborated a need for strengthened ***research and extension services*** in particular in response to climate change and adaptation, with a strong call from the Government agencies, academia and CSOs and private sector.

5.7 Throughout the consultation process, many more specific, activity-level priorities arose and are incorporated in the CIP programmes described in Chapter 8.

## 6. GUIDING PRINCIPLES

6.1 The CIP guiding principles define how the Government of Bangladesh and the stakeholders involved in the Bangladesh food system (including farmer organizations, private sector, consumer groups, NGOs, research, and DPs) will work together to achieve the CIP food and nutrition security outcomes by 2015. The following guiding principles have emerged from the CIP consultation process and have been incorporated during the CIP design process. They shall be systematically applied in the implementation stage.

6.2 **Policy and institutional coherence.** The CIP operates within the development effectiveness framework (Paris Declaration) and encourages policy coherence and effective coordination of interventions. In this respect, CIP delivery mechanisms will be mainstreamed within the country policy and institutional systems, making effective use of them and/or suggesting adjustments to improve their performance. While providing for innovations and new ideas to flourish (see below), new initiatives will need to be carefully assessed and integrated within or linked to the existing institutional and results framework.

6.3 **Comprehensiveness and nutrition agenda.** The CIP is comprehensive and covers food availability, access and utilization in an integrated manner. It also links actions related to food security with actions on climate change and water issues. The key goal of the CIP is **to enhance the nutrition and health of the Bangladeshi population through all CIP components**, including increased availability of nutrient rich food. The CIP will benefit from revived country commitment in support of nutrition materialized in the Scaling Up Nutrition (SUN) movement of which Bangladesh is becoming an early riser, the REACH, MDGf, 1000 days and laser beam initiatives. These should be aligned with and build on the CIP which represents the comprehensive country framework to guide these initiatives.

6.4 **Inclusiveness and participation.** The CIP is a collaborative framework to guide the actions of stakeholders. Dialogue should be seen as a way to further empower stakeholders to mobilize their own resources, hence broadening the investment resource base. Genuine and inclusive dialogue processes put in place during CIP development should be pursued during implementation so that all stakeholders can effectively participate in the design and implementation of investment programmes. On-going dialogue during implementation should also allow for regular updating of the CIP, considered by GoB as “a living document to be updated on a regular basis through an inclusive process.” Stakeholder dialogue activities will orient the development, monitoring and assessment of CIP performance.

6.5 **Targeting And Gender Considerations.** Investments shall target the poor, marginalized and vulnerable rural people who are the most food and nutrition insecure, including women who have the key role in household food production, in particular in relation to diversification of production: this have been embedded in some of the CIP programmes (quality inputs, fisheries, livestock with a focus on small animals, nutrition programmes). Special consideration should focus on women and young children’s access to nutritious food, largely affected by malnutrition. CIP interventions must actively target women and the most food and nutrition insecure strata of the population. This is particularly the case for safety net programmes that would be far more efficient and effective as a result of stronger targeting.

6.6 **Particular attention should be paid to the Southern part of Bangladesh.** Key activities of the CIP should focus on this part of the country in view of its higher poverty and food insecurity levels, as well as the adverse effects of climate change. Despite this vulnerability however, there is great potential to be unlocked following the completion of the upcoming **Padma Bridge**. CIP will also benefit from the **Master Plan for the South**, currently under development.

6.7 **Innovation and scaling up.** The CIP will encourage investments in innovation to test new approaches and gather learning from experience, whether technical innovations (e.g. rice fortification, alternative wet and dry irrigation techniques, Integrated Pest Management (IPM), adaptation to climate change) or softer and more institutional innovations (e.g. partnerships, contract farming, Farmer Field Schools, women farmer groups). It shall also focus on replicating and scaling up successful innovations and experiences so that they yield a critical mass of impact.

6.8 **Partnership.** The CIP will work systematically with partners to broaden the resource base (financial, social, knowledge, human), improve performance and deliver results. The key partners are the Government of Bangladesh, farmer and producer organizations, the private sector, consumer groups, NGOs and the Development Partners. In order for CIP resources to leverage additional investments, due consideration should be given to public private partnerships (PPP) with the private sector, farmer organizations and NGOs.

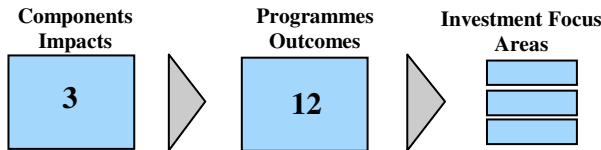
6.9 **Sustainability.** CIP investments should be designed and implemented in ways that ensure quality, impact and sustainability, in coherence with national policies and strategies. Critical issues in Bangladesh such as the degradation of, and high pressure on, natural resources need to be carefully considered in investment design and implementation. Investments for improving natural resources management and developing climate change resilient production and consumption will be prioritized.

## 7. RESULTS FRAMEWORK

7.1 The Results Framework defines **what** the country wants to achieve through the CIP in terms of national food security goals, and **how** in terms of required investments. These concepts of what and how are reflected in a **3 level Results Chain** which defines the CIP Expected Impacts, Outcomes and Outputs.

7.2 The identified Results are coherent with relevant key national strategic documents, such as the National MDGs and the National Food Policy (NFP), and further build on the findings of the CIP prioritization and costing exercises. They are coherent and logically linked to each another and include the following three levels:

- 3 expected impacts from the 3 CIP components
- 12 expected outcomes from the 12 respective programmes
- Expected Outputs from the 39 priority investment areas identified by stakeholders



7.3 CIP expected impacts reflect the intended improved of people’s well-being. Expected outcomes are the medium-term development results that interventions are seeking to support.

7.4 At the higher level, each of the 3 components is **associated with one expected Impact Statement**, and a set **of measurable indicators**. For each of them: (i) a **baseline figure** was extracted from the 2010 PoA monitoring report; (ii) a **target to be achieved within the timeframe of the CIP** was agreed upon through consultations and consistent with based on the National MDG and the National Food Policy (NFP) Plan of Action (PoA), and means of verification were worked out. This framework is summarized in the following chart. The provided baseline information represents the key reference to measure progress towards the agreed upon targets.

| NFP OVERALL GOAL   |  |                              |                               |                      |
|--|--|------------------------------|-------------------------------|----------------------|
| No   | PROXI INDICATORS   | BASE LINE**                  | TARGETS                       | VERIFICATION SOURCES |
| <b>To ensure dependable sustained food security for all people of the country at all times</b> |  |                              |                               |                      |
| a  | Number and prevalence of undernourished people                 | 39.3 million / 35% (1990-92) | 19.65 million / 17.5% by 2015 | FAO SOFI             |
| b  | Prevalence of stunting   | 43% (2007)                   | 33% by 2015                   | BDHS                 |
| c  | Prevalence of underweight children under five years of age (%) | 45% (MDG Report 2009)        | 33% (National MDG-1)          | BDHS-NIPIORT         |



| CIP EXPECTED IMPACT |                          |   |     |   |                          |   |                      |
|---------------------|--------------------------|---|-----|---|--------------------------|---|----------------------|
| No                  | COMPONENTS               | EXPECTED IMPACT STATEMENTS  | No  | PROXI INDICATORS  | BASE LINE**              | TARGETS (to be achieved by end of 2015) | VERIFICATION SOURCES |
| 1                   | <b>Food availability</b> | <b>Adequate and stable supply of safe and nutritious food is achieved</b>             | 1.1 | Rate of growth of food GDP in constant prices                         | TBC                      | To be defined in the 6th FYP            | BBS                  |
|                     |                          |   | 1.2 | Key food import dependency  | TBC                      | To be defined in the 6th FYP            | BBS                  |
|                     |                          |   | 1.3 | Coefficient of variation of rice production over the last 10 years    | 0.1 (00/01 to 09/10)     | 0                                       | BBS                  |
|                     |                          |   | 1.3 | Share of rice value added in total food value added in current prices | 59% (07-08)              | To be defined by GoB                    | BBS                  |
| 2                   | <b>Food access</b>       | <b>Increased purchasing power and access to food of the people</b>                    | 2.1 | Absolute DCI poverty rate (<2122 kcal)                                | 40% (2005)               | 24% (MDG 1, target 1.9)                 | MDG Report           |
|                     |                          |   | 2.2 | Hard Core DCI poverty rate (<1805 kcal)                               | 19.5% (2005)             | 14% (MDG 1, target 1.10)                | BBS                  |
|                     |                          |   | 2.4 | Poverty gap ratio (%)   | 9% (2005)                | 8% (MDG 1, target 1.2)                  | MDG Report           |
|                     |                          |   | 2.5 | Food price inflation  | Food CPI (average 06-09) | Below 10%                               | Bangladesh Bank/BBS  |
|                     |                          |   | 3.1 | National Dietary Energy Supply (DES) from Cereals (%)                 | 69% (2010)               | Recommended 60%                         | HIES                 |
| 3                   | <b>Food Utilization</b>  | <b>Adequate nutrition achieved for all individuals, especially women and children</b> | 3.2 | Chronic Energy Deficiency (CED) prevalence among women (BMI <18.5%)   | 32% (2005)               | 20% by 2015                             | BBS/HKI              |
|                     |                          |   | 3.3 | Prevalence of iodine deficiency among women (goitre),%                | 11.7 (2004-05)           | < 5                                     | BBS/UNICEF           |
|                     |                          |   | 3.4 | Prevalence of iron deficiency anaemia during pregnancy, %             | 46 (2004)                | <20 (WHO/UNICEF threshold)              | Various surveys      |



7.5 The following Table spells out each of the 12 expecting programme outcomes. Most Programme Indicators and Baselines have been extracted from the NFP PoA. Annex 1 provides more details on the result framework and the monitoring system associated (which is exposed in Chapter).

| COMPONENTS               | EXPECTED IMPACT STATEMENTS   | No | PROGRAMME EXPECTED OUTCOMES  |
|--------------------------|--|----|--|
| <b>Food Availability</b> | <b>Adequate and stable supply of safe and nutritious food achieved at national level</b> | 1  | Productivity is enhanced, food production is diversified and resilience to climate change is increased through effective generation and propagation of sustainable technical solutions |
|                          |  | 2  | Sustainable and efficient water management is ensured for responding to farmer needs   |
|                          |  | 3  | Access to quality is improved and soil fertility is enhanced   |
|                          |  | 4  | Sustainable increase of fishery production through improved technology and natural resources management  |
|                          |  | 5  | Sustainable increase of livestock production is developed through improved technology, better animal health and resilient management practices   |
| <b>Food Access</b>       | <b>Increased purchasing power and access to food of the people</b>                       | 6  | Value chains are developed contributing to better access to food and increased rural incomes.  |
|                          |  | 7  | National capacities to design, implement and monitor NFP PoA and CIP investment operations are strengthened  |
|                          |  | 8  | Enhanced efficiency and effectiveness of Public Food Management Systems  |
|                          |  | 9  | Effectiveness and targeting of social safety net programmes are improved through strengthened institutional capacities to design and implement them                                    |
| <b>Food Utilization</b>  | <b>Adequate nutrition achieved for all individuals, especially women and children</b>    | 10 | Nutrition and health are improved at community level through integrated short term and long term interventions   |
|                          |  | 11 | Planning and implementation of food security policies and interventions are based on improved knowledge  |
|                          |  | 12 | National food safety and quality assurance and surveillance services are strengthened  |

## 8. CIP PROGRAMMES

This Chapter highlights the main features of the 12 CIP programmes: (i) their expected outcomes; (ii) the challenges and priorities arising from consultations; (iii) some remaining implementation challenges. Programmes 1 to 5 contribute to the food availability component. Programmes 6 to 9 contribute to food access component and programmes 10 to 12 contribute to food utilization component.

### **Programme 1: Sustainable and diversified agriculture through integrated research and extension**

*Expected Outcome: Productivity is enhanced, food production is diversified and resilience to climate change is increased through effective generation and propagation of sustainable technical solutions*

***Priorities from the consultation process/ Current challenges.*** Many key stakeholders, including those from the NARS institutes, extension agencies and farmers themselves, have named technology generation and adoption for strengthened, diversified agricultural production as key

priorities. Key DPs such as DANIDA highlighted the importance of extension services as the main driver of agricultural development. Further, there was a strong consensus throughout the consultation process that effective strategies for climate change adaptation and mitigation are a priority. As such, there is a need to develop more adapted crop varieties that will contribute to strengthened and diversified sustainable agricultural production. Support will be required to strengthen physical and human capacities of the key players in research and extension to ensure effective interventions in this programme area.

### ***Proposed Focus and Priority Interventions***

- 1. Enhance research & knowledge generation and adoption to increase agricultural productivity and diversity in a sustainable manner:*** Research & technology development in support of increased productivity in varied ecosystems is required in the following areas: varieties development (short maturing Aus and Aman rice, new HYVs, biotechnology); management practices (fertilizer, cropping patterns, cultural practices for charland, hill and coastal areas); and water and soil conservation. As mentioned above, there is a need for strengthened human, physical and institutional capacities of key research players, including NARS institutes and universities.
- 2. Improve extension services to propagate knowledge & practices, supported by community-based experimentation & learning and indigenous knowledge:*** Interventions are required in the areas of technology adoption & community-based learning (farmers skill training, soil health improvement, diversification of agriculture, cultivation of quick growing fruits and vegetables, cropping patterns, farm mechanization) and promotion of sustainable agriculture (including implementation of the Southern delta master plan). In order for interventions to be successful, human and infrastructure capacities of relevant extension service delivery organizations, including DAE, DLS and DOF, require strengthening.
- 3. Promote the development of responses to adapt agricultural systems to climate change:*** There is a strong demand for strengthened regional research capacities that can generate climate resilient farming practices. High priority was given to research on: salt and draught tolerant variety development; new insects and diseases due to climate change; the development of new flexible HYVs; adaptation (of crops, fisheries and livestock) to climate change; and adaptation trials in the vulnerable climatic regions. Further strategies for adaptation include: development of a master plan for accelerating the development and dissemination of climate resilient technology for unfavourable eco-systems; support to agro-climatic and ecological data bases; and the management of dry, wet and char land and biodiversity.

***Additional Considerations/ Implementation.*** Inter-agency collaboration is essential for effective implementation of this programme. In addition to interventions from the public sector agencies, the continued involvement of NGOs, community based organizations and the private sector is critical. The Farmer Field School (FFS) model, a vehicle for knowledge and skill generation that has a proven track record of farmer empowerment in Bangladesh, is an innovative approach to be employed under this programme. This participatory approach is farmer-centred and geared towards problem solving. Further, with an adapted curriculum, addressing specific climate change-related knowledge and skills development, the FFS can be used to help farmers adapt and develop more climate resilient farming.

## **Programme 2: Improved Water Management and Infrastructure for Irrigation Purposes**

***Expected Outcome:*** Sustainable and efficient water management is ensured for responding to farmer needs

***Priorities from the consultation process/ Current challenges.*** There are many current challenges to water management in Bangladesh, including declining aquifer levels, arsenic contamination, silting and increased salinity in coastal areas. Stakeholders across the board prioritized the need to increase surface water irrigation and reduce ground water depletion, enhancing on-farm water use efficiency through capacity development of water users, and rehabilitation of infrastructures. Considering all these challenges and the urgency to boost food production, augmentation of surface water and improvement of the distribution system is very important.

### ***Proposed Focus and Priority Interventions***

- 1. Improve Water management in water distribution systems and at farm level:*** Suggested investment areas are assessment of availability of irrigation water, improvement of the water distribution system including developing more efficient water saving technologies, increasing cost effectiveness of irrigation as well as irrigation efficiency. This should include capacity strengthening at both the grass roots and system-wide levels in order to, reduce irrigation costs by developing more efficient water saving technologies and promoting a more cost effective distribution system.
- 2. Improve & increase efficiency of surface water irrigation, in particular in the South:*** There is a strong call for nationwide conservation and utilization of surface water by excavation/dredging of canals and river/water bodies with special attention to surface water management in the South, improvement of drainage conditions, capacity development of water users, and improvement of flood control measures.
- 3. Reduce impact of saline water intrusion in the South and enhance river water flow:*** The focused activities that emerged from the consultations are: rehabilitation of polders and their management; dredging of rivers; enhanced surface water irrigation; and improved brackish water management practices.

***Additional Considerations/ Implementation.*** Collaboration between the Ministry of Agriculture and Ministry of Water Resource is essential, with DAE, BWDB, LGED and BMDA as the participating institutes. Involvement of farmer organizations and stakeholders from the private sector on farm level water management will also be key. Additionally, updated feasibility studies are required to assess the various technical options related to surface irrigation, river dredging and flood control. Attention must also be given to planning irrigation development in an integrated way at national level.

## **Programme 3: Improved quality of inputs and soil fertility**

***Expected Outcome:*** Access to quality inputs is improved and soil fertility is enhanced

***Priorities from the consultation process/ Current challenges.*** A top priority that arose from the consultations is to ensure a stable supply of good quality, environmentally friendly agricultural inputs. This was a unanimous high priority of all groups of stakeholders consulted. There is a strong need for quality control, certification and accountability of inputs and providers as well as a strengthened regulatory system. Current challenges are inadequate capacity, of DAE, BADC, Seed Certification Agency (SCA), DLS, DOF, BCIC, Bangladesh Standards and Testing Institute as well as the private sector, to meet the growing demand for quality inputs. Inadequate

laboratory facilities for quality testing and monitoring, as well as a weak regulatory system to prevent input adulteration, are also key concerns.

The question of inputs links directly to another issue that arose—soil fertility. This important environmental question is key to ensuring the sustainability of agricultural production in Bangladesh. Declining soil fertility in Bangladesh is resulting in micro nutrient deficiency in the soil. There is a strong need to promote balanced fertilizer use for different crops and cropping patterns over diversified agro-ecological regions of the country.

### **Proposed Focus and Priority Interventions**

- 1. Enhance availability of agricultural inputs, tested and certified for quality of diversified crops:*** The proposed priority interventions are: expansion of both seed multiplication and processing farms and preservation facilities of BADC, NARS, DAE, DLS and contract growers; capacity development of public laboratories for testing quality of inputs and of SCA; strengthening participation of NGOs and private sector in seed distribution; capacity development of farmers for autonomous production of quality seeds; and establishment of mechanisms to ensure availability and reasonable prices of all quality and environmentally friendly agricultural inputs (i.e. seeds, planting materials, fertilizers, pest management, feeds, chicks, fingerlings, semen, broods, and veterinary drugs and vaccines).
- 2. Develop public private partnerships through capacity development:*** Public private partnerships are needed in order to strengthen capacities for the production of agricultural inputs (seed/feed processing, poultry and fishery hatcheries), laboratories and the establishment of marketing networks in the country.
- 3. Improve and increase sustainability of soil fertility management:*** Restoring soil fertility is an important issue for the Bangladesh government. The proposed interventions are to promote fertilizer use efficiency and balanced use of fertilizer. This will be done through facilitating application of fertilizers on the basis of soil tests, as well as strengthening of soil testing laboratories and promotion of improved soil health management practices. Additionally, awareness of Upazilla Nirdehika (land and soil use guide) for location specific prescription of fertilizers by the grass root level extension workers should be strengthened.
- 4. Facilitate access to credit and other financial services by smallholders and the rural poor:*** There is a strong call for security free bank loans/credit at low interest rates for crops, livestock and fishery production for smallholders and the rural poor. The need to create specialized financial institution for these sectors was also iterated.

**Additional Considerations/ Implementation.** Implementation of this programme should involve a variety of partners. From the Government side, DAE, BADC, Soil Research Development Institute, BCIC, SCA, DLS, DOF should participate. The involvement of farmer organizations and the private sector is also key. Implementation of this programme will be strengthened by a supportive policy environment that would enable public-private partnerships and enhance participation of private sector entrepreneurs in providing quality input services. Finally, it is important that all interventions under this programme keep in mind the relationship between agricultural inputs and our environment. Activities should contribute to **sustainable** agricultural practices through the use of **environmentally friendly inputs**.

## **Programme 4: Fisheries & Aquaculture Development**

***Expected Outcome:*** Sustainable increase of fishery production through improved technology and natural resources management

**Priorities from the consultation process/ Current challenges.** The development of fisheries and aquaculture provides an opportunity to strengthen production of nutritious, protein-rich food in Bangladesh. The strong call for development of this sector came from government agencies, civil society organizations, the private sector and farmers due to its important role in employment generation, poverty reduction and food and nutrition security. Current challenges of the sector include constraints related to leasing and management of public water bodies, species degradation, diseases, low quality of brood, fingerlings and feeds, inadequate laboratory facilities of DOF at field level for diseases diagnosis, and lack of storage and processing facilities of fisheries.

### **Proposed Focus and Priority Interventions**

1. ***Develop small-scale aquaculture, through access to quality inputs, advice and skills:*** Proposed prioritized interventions are promotion of small scale good aquaculture practices with quality feeds, fingerlings and drugs and the enhancement of disease diagnosis facilities in the field offices of DOF.
2. ***Improve management of fisheries resources:*** Priority interventions are community based management of open water fisheries through training and access to credit; excavation of water bodies for fish breeding; and the establishment of local hatcheries which will ensure the supply of disease free brood/fingerlings.
3. ***Develop public private partnerships in support of infrastructure and services development:*** Development of partnerships is proposed to promote the establishment of hatcheries, feed and fish processing industries with backward and forward linkages; the establishment of cold storage and cold chains; and production of quality fingerling, feed and drugs.
4. ***Promote production in the South through sustainable shrimp and prawn development and community based co-management of wetlands:*** Proposed interventions are marine and brackish water fisheries resources management and capacity development; zoning of land for shrimp production; development of fish breeding grounds in the brackish water system; diversification of coastal aquaculture (crab, mussels, sea weeds); and promotion of technology for integrated use of embankment areas for fish production.

**Additional Considerations/ Implementation.** Collaboration between the Ministry of Fisheries and Livestock and Ministry of Water Resource is essential. DOF, Bangladesh Fisheries Development Corporation, Bangladesh Fisheries Research Institute, Universities and the private sector should also participate in the proposed interventions. It will be important to involve community based organizations of farmers and fishers as well as the private sector. An enabling policy environment will be needed for promotion of public-private partnerships and enhanced participation of private sector entrepreneurs.

## **Programme 5: Livestock Development, with a focus on poultry and dairy production**

***Expected Outcome:*** Sustainable increase of livestock production is developed through improved technology, better animal health and resilient management practices

**Priorities from the consultation process/ Current challenges.** Livestock development is an emerging priority that arose from various consultations. The strong call for development of this sector came from government agencies, CSO, private sector and farmers recognizing the contribution of this sector in income generation and food and nutrition security. The current

challenges of the sector is weak delivery system of veterinary health services, disease control & surveillance and monitoring, quality problem of feeds, drugs, vaccines and AI, and poor husbandry practices. It is important to establish laboratory facilities of DLS at field level for diseases diagnosis and train the farmers for promoting community based livestock husbandry practices and product marketing.

### **Proposed Focus and Priority Interventions**

1. ***Strengthen animal health services, including better diagnosis and surveillance systems to mitigate disease outbreaks:*** Proposed priority interventions are strengthening animal health services through capacity development of DLS; establishing veterinary disease diagnostic and feed analysis laboratories in DLS field offices; strengthening AI services of DLS including development of infrastructure; and strengthening of disease surveillance system of DLS.
2. ***Strengthen husbandry capacity at household level through community based improved knowledge and advisory services:*** Priority interventions are training for farmers on rearing of poultry and farm animals; improvement of indigenous chicken; promotion of fodder production through integrated farming; and promotion of milk production, processing and marketing through cooperatives.
3. ***Improve availability and quality of inputs through public private partnerships:*** There was a strong call from the various consultations to promote public-private partnerships in order to strengthen input services (vaccines, drugs, health services and diseases control). Public support should be given through capacity strengthening of private input suppliers in the areas of production, handling and quality assurance.
4. ***Research on livestock development, including genetic improvement:*** Priority was given for research on the genetic improvement of sheep, poultry, goat, cattle and buffalo.

**Additional Considerations/ Implementation.** Collaboration between the Ministry of Agriculture and Ministry of Fisheries and Livestock is essential. DLS, Bangladesh Livestock Research Institute, Universities and the private sector should also participate in the proposed interventions. It will be important to involve community-based organizations of farmers as well as the private sector. An enabling policy environment and policy will be needed for promotion public-private partnerships and enhanced participation of private sector entrepreneurs.

## **Programme 6: Improved access to markets, value-addition in agriculture, and to non farm incomes**

**Expected Outcome:** *Value chains are developed contributing to better access to food and increased rural incomes*

**Priorities from the consultation process/ Current challenges.** Government agencies, civil society organizations and farmers iterated a strong call for improved access to markets, value addition activities, and increased non farm incomes. Current challenges include inadequate market access for smallholder farmers. Problems faced relate to marketing, access to markets, lack of market information and price signals, inadequate transportation and storage facilities and presence of trade syndicates in the markets. The organization of smallholder farmers into formal community based organizations provides a good opportunity to promote group marketing, improve roads and market infrastructure.

### **Proposed Activities**

1. ***Improve physical access to markets, facilities and information:*** Prioritized interventions are construction of link and feeder roads to improve connection to local markets; strengthening of market information systems; development of market infrastructure for fish landing sites; establishment of modern slaughter houses and live poultry marketing facilities; and monitoring of markets and agricultural product prices.
2. ***Mobilize and promote producer & marketing groups for improved market access and knowledge:*** The development and strengthening of farmer cooperatives is an effective intervention that will allow for group marketing and development of supply chains.
3. ***Develop adequate storage, processing & value addition and reduce waste through public-private partnerships:*** Proposed priority interventions are development of storage facilities at rural level by Government Organizations and the private sector; skill development of farmers, especially women farmers, for value addition, product handling, packaging, preservation and storage; strengthening of cooling chains; provision of credit to farmers for investments in processing and value addition activities.
  - a. ***Promote and assist the development of off farm activities and rural businesses:*** Proposed interventions are business, technical and managerial advice and planning for non farm activities specifically through mentoring of rural entrepreneurs.

**Additional Considerations/ Implementation.** Collaboration between the Ministry of Agriculture, the Ministry of Fisheries and Livestock and the Ministry of Local Government, Rural Development and Cooperatives is essential. DAE, DLS, DOF, Directorate of Agricultural Marketing and LGED, NGOs, CSO and private sector should also participate in the proposed interventions. It will be important to involve community based organizations and the private sector. An enabling policy environment will be needed for promotion of public-private partnerships in processing and value addition activities and enhanced participation of private sector entrepreneurs.

## **Programme 7: Strengthened capacities for implementation and monitoring of NFP and CIP actions**

**Expected Outcome:** *National capacities to design, implement and monitor NFP PoA and CIP investment operations are strengthened.*

**Priorities from the consultation process/ Current challenges.** The ability to design and implement effective policies and to coordinate their implementation to improve food security is a permanent challenge. Investment operations are too often formulated and designed by external partners at the expense of national ownership. Both the Government and its DPs consider that insufficient organizational and human capacities are a major impediment to the design and effective implementation of investment operations in the field of agriculture, food and nutrition security. DPs and many national stakeholders highlight the lack of implementation capacity as a major constraint to effective ground actions and absorptive capacity.

### **Proposed focus and priority interventions**

1. ***Strengthen capacities to implement, monitor and coordinate National Food Policy-Plan of Action and CIP.*** The purpose is to build on the on-going NFP-CSP to further enhance the Government capacity in overall policy development and monitoring in the field of food security as well as to monitor the overall implementation (resource mobilization and use) of the CIP and its results;

2. ***Strengthen national capacities for design, implementation & monitoring of CIP operations***  
This should include the development of national capacities in the field of investment cycle management (planning, design, implementation, management and monitoring and evaluation). DPs should agree that some operations that they finance be used for on the job capacity development. Capacity strengthening should be through the mobilization of national and external expertise.
3. ***Strengthen capacities of civil society organizations to contribute to CIP development & implementation.*** The purpose would be to both strengthen the institutional capacities for better involvement of the CSOs in the policy dialogue and overall CIP updating process as well as for their more effective participation in the CIP investment operations at community level.

**Additional Considerations/ Implementation.** Those operations both financed by the budget and DPs should benefit from the increasing national capacities in terms of suitability to local conditions, stakeholder needs as well as of national ownership. DPs will have to agree to adapt the pace and some of the procedure of the operations that they finance in order to allow strengthened national ownership and capacities.

## **Programme 8: Enhanced Public Food Management Systems**

**Expected Outcome:** *Enhanced efficiency and effectiveness of Public Food Management Systems*

**Priorities from the consultation process/ Current challenges.** Public food stocks serve a key role in ensuring food security in Bangladesh, especially during times of crisis. Proper management mechanisms that ensure quality and effective distribution are key to taking full advantage of these stocks and reducing the vulnerability of Bangladesh to external shocks. These shocks come in many forms—from climate change and natural disasters to food price volatility and the financial crisis.

### **Proposed Focus and Priority Interventions**

1. ***Enhance efficiency and effectiveness of Public Food Management Systems and improve its impact on price stabilization:*** The digitization of the food stock/storage monitoring system down to field level will improve its efficiency and management as well as reduce losses in food stocks. Further, enhanced quality control, through the establishment of labs down to the district level, will further strengthen the systems.
2. ***Build capacities of Ministry of Food and Disaster Management and Directorate of Food to better manage the food system:*** Interventions should expand capacity building to handle public food distribution systems. This includes staff training in public food management or effective response to emergencies and improving supervisory and monitoring activities through logistics support. Additional capacity strengthening in training and operational research is prioritized.
3. ***Increase and modernize public storage and handling facilities, including in disaster prone areas:*** Priority interventions are the repair of unused warehouses and building of modern storage facilities that are better equipped to resist external shocks. There is scope for public-private partnerships as a strategy to facilitate this intervention.



**Additional Considerations/ Implementation.** As mentioned above, there is scope for public-private partnerships under this programme. Careful attention must be paid to take full advantage of this potential for synergies and collaboration. An enabling policy environment will be needed here.

## **Programme 9: Institutional Development and Capacity Development for more effective safety nets**

**Expected Outcome:** *Effectiveness and targeting of social safety net programmes are improved through strengthened institutional capacities to design and implement them*

**Priorities from the consultation process/ Current challenges.** Bangladesh spends the equivalent of about US\$ 1.8 billion per year on social safety nets (SSN). This represents 2.5% of its GDP and is almost entirely financed from budget sources, accounting for 15% of its total annual budget. SSNs are operated by 13 different ministries and some NGOs covering various target groups. An important priority is to reduce mis-targeting, i.e., exclusion of eligible beneficiaries and inclusion of non-eligible ones. Also, the multiplicity and lack of coordination of programmes leads to some inefficiencies and less than optimal use of resources and should be addressed. Finally, the weak capacities, in particular at decentralized levels should be strengthened to improve the delivery of these programmes.

### **Proposed focus and priority interventions**

- 1. Strengthen institutional capacities to effectively operate social safety net programmes and formulate a new integrated strategy for social safety net programmes to: (i) coordinate and streamline them; (ii) enhance impact and targeting; (iii) improve governance.*** Capacities would be strengthened to develop a multi-year strategy to improve the targeting performance of SSNs, streamline and coordinate these safety net programmes. Attempts should also be undertaken to improve synergies between safety net programmes with productive infrastructure (food or cash for work) such as for irrigation, rural transport and markets. This review and strategic work could be undertaken in collaboration with international partners such as WFP, DFID or others. Targeting effectiveness needs to be improved to ensure that the benefits of the programmes reach the poorest and the food insecure.
- 2. Investment in employment and income generation of social safety nets (including in ADP).*** The purpose is to build on existing innovative SSNs in order to develop their scopes. They are included in the ADP because they are considered as investment interventions. They are aimed to contribute to income generation, income generation and infrastructure development.

**Additional Considerations/ Implementation.** This should involve partnership with NGOs who are heavily involved in safety net and require a good collaboration between various stakeholders involved. The review would also focus on other pertinent issues related to SSNs like scaling up of effective programmes, sustainability of programme benefits, and monitoring and evaluations of the programmes to ensure that the benefits reach the largest proportion of food insecure in the country. Cost effectiveness of means-tested versus geographic targeting for different population segments or geographical locations will be defined through research and simulation

## **Programme 10: Community Based Nutrition Programmes and Services**

***Expected Outcome:*** *Community nutrition improvement is supported by strengthened National Nutrition Services (NNS)*

***Priorities from the consultation process/ Current challenges.*** Key stakeholders, particularly those with the deepest knowledge of field-level concerns affecting the food security of Bangladeshi families—women farmers, iterated a clear call for support in the fight against malnutrition. A variety of programmatic means were suggested, but the deep need for support in this area is clear and constant. Current nutrition programmes focus predominantly on service delivery rather than on more sustainable interventions, which would use a community mobilization approach. There is also poor multi-sector collaboration when it comes to nutrition programmes, and thus a clear need to strengthen coordination between partners.

### ***Proposed focus and priority interventions***

- 1. Community based livelihood and nutrition programmes, building on the National Nutrition Services (NNS):*** The National Nutrition Services deliver a package of basic health and nutrition activities including micronutrient supplementation, counselling and behavioural change and ante-natal care. Under this programme, these activities should be strengthened, and delivery should be linked to community-based mechanisms. This link will mobilize households and women to take responsibility for the health and nutrition improvement of their families and communities.
- 2. Support community based efforts of homestead gardening, rearing small livestock, aquaculture and awareness building for improved nutrition:*** This activity complements the national nutrition programme of Bangladesh. Home gardening, poultry raising and other community level nutrition-based agricultural activities should be revived under this activity and complemented by integrated horticultural development, fish ponds, behaviour change communications (BCC) or any other activities on demand.
- 3. Link long term with immediate treatment of acute malnutrition, in particular through therapeutic and supplementary feeding:*** This activity aims to strengthen coordination of long and short-term approaches to nutrition. Agricultural and food based activities should be linked with health-based nutrition capacity building interventions. There should be a focus on BCC strategies for maternal, infant and young child nutrition, as well as micronutrient supplementation and fortification. Long-term actions should be complemented by immediate treatment of acute malnutrition through therapeutic and supplementary feeding to ensure rapid nutrition rehabilitation.

***Additional Considerations/ Implementation.*** Collaboration between the Ministry of Health and Family Welfare, the Ministry of Agriculture (in particular the DAE), the Ministry of Fisheries and Livestock and the Ministry of Food and Disaster Management is essential. Further, it is key to ensure continued involvement of NGOs, moving from short term contracting relationships to longer-term partnerships. The programme should seek synergies with other mechanisms such as REACH, MDG-F and project Laser Beam, for which Bangladesh has been selected as a pilot country. Concerted efforts should also be made to ensure alignment of priority actions with the Scaling Up Nutrition (SUN) framework linked to the first 1,000 days of life.

## **Programme 11: Orient Food and Nutrition Program Through Data**

**Expected Outcome:** *Effective information supports planning, monitoring and evaluation of food security policies and interventions*

**Priorities from the consultation process/ Current challenges.** As mentioned in Programme 10, throughout the consultation process, nutrition has emerged as a key priority for Bangladesh, especially with reference to maternal and young children's nutrition improvement. In order to strengthen nutrition interventions and orient nutrition policies, key food and nutrition information is required. There is currently a lack of available, up-to-date nutrition-related data. The national nutrition survey was conducted every 10 years since the early 1960's, but the last available data is from 1995/1996.

### **Proposed focus and priority interventions**

- 1. Undertake comprehensive national survey of food consumption & update food composition:***  
An updated and comprehensive food consumption survey is essential to inform programme implementers on actual food and nutrient intakes, track dietary changes, identify nutritional gaps and set food production and consumption targets based on nutrition improvement goals and indicators. Creation reflected in demand for a healthier food supply can also help to guide food import policies to push for available supplies of diverse and healthier foods. It will also inform a number of the CIP programmes on food availability, access and utilization. Similarly, in the context of the recent introduction of high yielding crop and non crop varieties (HYVs), an update of food composition tables will be key to orient research, extension and production of improved seeds. An updated FCT is required for setting food and nutrition standards specific to Bangladesh, as well as recommended dietary allowances for all nutrients as well as bioactive compounds essential for good health.
- 2. Undertake study of dietary diversification and supplementation needs and develop advocacy, awareness and educational materials to facilitate behavioral change in eating habits and practices:*** This activity will be key in establishing associations between dietary diversity and nutrient adequacy, and between dietary diversity and household food security and strengthening the evidence base of nutrition interventions especially for the vulnerable groups in Bangladesh.
- 3. Strengthen national capacities in surveying and analysis to facilitate evidence based decisions:*** Key organizations involved in strengthening nutrition in Bangladesh – the Ministry of Health and Family Welfare and the Institute of Nutrition and Food Science (INFS), Dhaka University– have qualified personnel and good laboratories, however, human and physical capacities still require strengthening. In addition, support in order to undertake field surveys is needed.

**Additional Considerations/ Implementation.** Within the Government system, the Ministry of Health and Family Welfare is in charge of nutrition interventions, but collaborating with other ministries, namely the Ministry of Agriculture, Ministry of Food and Disaster Management and the Ministry of Fisheries and Livestock, is critical for coordinated work under this programme.

## **Programme 12: Food Safety and Quality Improvement**

**Expected Outcome:** *National food safety and quality assurance and surveillance services are strengthened*

**Priorities from the consultation process/ Current challenges.** Food safety represents an important cornerstone of both nutrition and public health. There are several challenges in the sector, including a lack of strong policy support. For example, the Bangladesh Pure Food (Amendment) Act, Rules and Regulations are mostly outdated and do not focus on the key food safety issues and risks. Additionally, the absence of a well-equipped and resourced National Food Analysis Laboratory is a critical deficiency. Further, the absence of effective information, education and communication materials on food safety and food hygiene is a major shortcomings.

### **Proposed Focus and Priority Interventions**

1. ***Improve surveillance system of food borne illnesses:*** The establishment and expansion of sentinel/pilot sites for surveillance of food born illnesses is a key intervention. It will deepen understanding of the extent of the disease burden, its health and nutritional implications, and the development of evidence-based interventions.
2. ***Develop and enhance capacities of laboratories and systems for food quality assurance and safety and control of food:*** As mentioned above, there is a need to provide technical and administrative support to the establishment of a well-equipped and resourced National Food Analysis Laboratory. Further, there is a need to support Sanitary Inspectors with analytical data to ensure the enforcement of laws and improvements in food control.

**Additional Considerations/ Implementation.** There are many opportunities and a great need for collaboration among partners to ensure successful implementation of this programme. Firstly, collaboration between the Ministry of Health and Family Welfare and the Food Division of the Ministry of Food and Disaster Management is key. Additionally, the Bangladesh Shrimp and Fish Foundation provides an example of effective collaboration between public and private partners to ensure food safety. It could be looked to for best practices and further collaboration. Further, FAO is currently implementing a project – Improving Food Safety, Quality and Food Control in Bangladesh, which strengthens regulatory and diagnostic capacities on food safety and quality assurance. There is a potential for collaboration here as well. Finally, the National Food Safety Advisory Council was recently reconvened to oversee food safety, however its mandate and authority need to be fully explored, but there is good potential here.

The following Table summarize the main features and responsible Government agencies of the 12 CIP programmes.

| No | Component         | Programme Title  | Proposed Focus and Priority Interventions  | Main Institutions Involved   |
|----|-------------------|--|--|--|
| 1  | Food Availability | Sustainable and diversified agriculture through integrated research and extension  | <ol style="list-style-type: none"> <li>Enhance research &amp; knowledge generation and adoption to increase agricultural productivity and diversity in a sustainable manner</li> <li>Improve extension services to propagate knowledge &amp; practices, supported by community-based experimentation &amp; learning and indigenous knowledge</li> <li>Promote the development of responses to adapt agricultural systems to climate change</li> </ol>  | NARS institutes, Universities, Private sector, DAE, DLS, DOF, FD, AIS, Mass Media, DMB, DRR, DOE, BADC, ECGIS, IWM, BMDA |
| 2  |                   | Improved Water Management and Infrastructure for Irrigation Purposes               | <ol style="list-style-type: none"> <li>Improve water management in water distribution systems and at farm level</li> <li>Improve &amp; increase efficiency of surface water irrigation, in particular in the south</li> <li>Reduce impact of saline water intrusion in the South</li> <li>Enhance river water flow to the South</li> </ol>   | BADC, DAE, BWDB, LGED, BMDA  |
| 3  |                   | Improved quality of input and soil fertility                                       | <ol style="list-style-type: none"> <li>Enhance availability of agricultural inputs, tested and certified for quality of diversified crops</li> <li>Develop public private partnerships through capacity development</li> <li>Improve and increase sustainability of soil fertility management</li> <li>Facilitate access to credit and other financial services by smallholders and the rural poor</li> </ol>  | BADC, BCIC, SCA, DAE, DLS, DOF and Private sector  |
| 4  |                   | Fisheries & Aquaculture Development  | <ol style="list-style-type: none"> <li>Develop small scale aquaculture, through access to quality inputs, advice and skills</li> <li>Improve management of fisheries resources</li> <li>Develop public private partnerships in support of infrastructure and services development</li> <li>Promote production in the South through sustainable shrimp and prawn development and community based co management of wetlands.</li> </ol>  | DOF, BFDC, BFRI, Universities and private sector   |
| 5  |                   | Livestock Development, with a focus on poultry and dairy production                | <ol style="list-style-type: none"> <li>Strengthen animal health services, including better diagnosis and surveillance systems to mitigate disease outbreaks</li> <li>Strengthen husbandry capacity at household level through community based improved knowledge and advisory services</li> <li>Improve availability and quality of inputs through public private partnerships</li> <li>Research on livestock development, including genetic improvement</li> <li>Improve physical access to markets, facilities and information</li> <li>Mobilize and promote producer &amp; marketing groups for improved market access and knowledge</li> <li>Develop adequate storage, processing &amp; value addition and reduce waste through public-private partnerships</li> <li>Promote and assist the development of off farm activities and rural businesses</li> </ol> | DLS, BLRI, Universities and private sector   |
| 6  | Food Access       | Improved access to markets, value-addition in agriculture, and to non farm incomes | <ol style="list-style-type: none"> <li>Strengthen capacities to implement, monitor and coordinate National Food Policy-Plan of Action and CIP;</li> <li>Strengthen national capacities for design, implementation &amp; monitoring of CIP operations</li> <li>Strengthen capacities of civil society organizations to contribute to CIP development &amp; implementation</li> </ol>  | DAM, DAE, DLS, DOF, AIS, BFDC, BSTI and private sector   |
| 7  |                   | Strengthened capacities for implementation and monitoring of NFP and CIP actions   | <ol style="list-style-type: none"> <li>Enhance efficiency and effectiveness of Public Food Management Systems and improve its impact on price stabilization</li> <li>Build capacities of Ministry of Food and Disaster Management and Directorate of Food to better manage the food system</li> <li>Increase and modernize public storage and handling facilities, including in disaster prone areas.</li> </ol>   | FPMU, NARS institutes, Universities and Food division  |
| 8  |                   | Enhanced Public Food Management Systems  | <ol style="list-style-type: none"> <li>Strengthen institutional capacities to effectively operate social safety net programmes and formulate a new integrated strategy for social safety net programmes to: (i) coordinate and streamline them; (ii) enhance impact and targeting; (iii) improve governance; (iv) invest in employment and income generation of social safety nets (including in ADP).</li> </ol>  | Food Directorate, BARC   |
| 9  |                   | Institutional Development and Capacity Development for more effective safety nets. | <ol style="list-style-type: none"> <li>Community based livelihood and nutrition programmes, building on the National Nutrition Service (NNS)</li> <li>Support community based efforts of homestead gardening, rearing small livestock, aquaculture and awareness building for improved nutrition</li> <li>Link long term with immediate treatment of acute malnutrition, in particular through therapeutic and supplementary feeding</li> </ol>  | Food Division, Dept. of Women Affairs, DMB, DRR, Ministry of Social Welfare  |
| 10 | Food Utilization  | Community based nutrition programmes and services                                  | <ol style="list-style-type: none"> <li>Undertake updated &amp; comprehensive national survey of food consumption &amp; food composition</li> <li>Undertake study of dietary diversification and supplementation needs and develop advocacy, awareness and educational materials to facilitate behavioural change in eating habits and practices</li> <li>Strengthen national capacities in surveying and analysis to facilitate evidence based decisions</li> </ol>  | DGHS, DAE, DOF, DLS, BARI, BINA, Universities, BANHRDB, BNNC   |
| 11 |                   | Orient food and nutrition program through data                                     | <ol style="list-style-type: none"> <li>Improve surveillance system of food borne illnesses</li> <li>Develop and enhance capacities of laboratories and systems for food quality assurance and safety and control of food</li> </ol>  | Food Division, BBS, DAE, DLS, DOF, DGHS, BANHRDB, BARC, BARI, BRRI, BNNC, INFS, BAU                                      |
| 12 |                   | Food Safety and Quality Improvement  | <ol style="list-style-type: none"> <li>Improve surveillance system of food borne illnesses</li> <li>Develop and enhance capacities of laboratories and systems for food quality assurance and safety and control of food</li> </ol>  | Food Division, BSTI, DGHS, private sector, BCSIR, AEC  |

## 9. POLICY CONSIDERATIONS

9.1. The policy framework in which the CIP is grounded is the **National Food Policy (NFP)**. It is based on a comprehensive approach to food security encompassing its three key dimensions: availability, access and utilization of food for balanced nutrition. The NFP integrates all relevant policies and strategies developed by the Government as outlined in paragraph 3.4 and as such represents the platform through which policy considerations relevant to the CIP should be considered.

9.2. The **Plan of Action** of the NFP (2008-2015) translates the provisions of the NFP into 26 areas of interventions and priority actions, providing a comprehensive framework for identifying investment and priorities for policy actions required to achieve food security. As such it provides a policy agenda, enabling the Government to undertake the right decisions, monitor progress toward the NFP objectives and highlights further policy changes to be undertaken. In this regard, the 2010 monitoring report provides a good analysis by the Government of the progress towards the implementation of policy actions in all areas of intervention, analyzes recent developments in these areas and formulates needs for further actions.

9.3 The combined provisions of the NFP and PoA show that Bangladesh was an early adopter of the comprehensive approach to food security as a key principle for defining an effective programmatic framework for policy and investment decisions. This asset has to be preserved by **preventing fragmentation of the policy framework and dialogue for food and nutrition security**, while keeping it updated to the feedback provided by the results oriented monitoring of progress toward the policy and investment targets. A major requirement to **fully implement the NFP** is to further improve the institutional set up and to strengthen implementation capacities (which are both covered by the CIP), rather than multiplying policy and strategic documents with the high risk of duplication.

9.4 The consultation process with various stakeholders and a policy analysis exercise undertaken by IFPRI<sup>1</sup> in the context of the CIP improvement, complement this on-going work by putting focus on some of these particularly important remaining **policy concerns impacting the effectiveness of the CIP or some of the required policy environment / reform to ensure the best achievement of results of the CIP**. These policy considerations are of three types: (i) those overall ones affecting the overall effectiveness of the CIP; (ii) those relevant to the private sector and its investment in food security; (iii) those in relation to more specific CIP interventions.

### Overall policy considerations

9.5 Three general policy considerations were extensively discussed throughout the consultation process with various stakeholders:

- **Access to and tenure of land and water resources.** Land tenure is perceived as a major constraint particularly for the food insecure who, for a large part, do not own the land that they work. They therefore have insecure, prohibitive and unstable access to land through crop sharing arrangements which reduce both the impact of potential CIP interventions on household food security (if production

---

<sup>1</sup> The many policy recommendations in the note of IFPRI on policy considerations in relation to the 12 CIP programmes has been incorporated in the following ways: (i) in developing guiding principles of the CIP (Chapter 6); (ii) in designing the CIP activities itself (Chapter 8); in the institutional set up of CIP (Chapter 11) and this Chapter on overall policy issues relevant to CIP achievements

has to be shared) and the incentive for these smallholders to invest as a result of uncertain access to land. Surface water is leased to potential users with insufficient clarity and regulation, leading to lack of incentive for sustainable use and investment in better practices. This is a widespread concern amongst the farming community, Government senior officials, NGOs and civil society;

- **Access to credit and other financial resources** was often mentioned by the farming community, entrepreneurs and civil society as a major constraint for them to take advantage of CIP public investment to invest in productive assets. In their difficulties to access the banking system, they point out the governance issue, the complex procedures, the insufficient regulatory and policy mechanisms for agro-processing; as well as excessive collateral and interest rates. In addition, smallholders mention the inadequacy of most of the current microfinance activities to support investment activities.
- The direct **subsidized distribution of fertilizers** is having some negative impacts which should be addressed, such as: (i) diversion of budget resources away from potential investments towards subsidies; (ii) distortion in the use of fertilizers (towards more subsidized ones) in contradiction with CIP programme 3 which aims to optimize the use of fertilizers; (iii) distraction of extension agents who spend large amounts of time monitoring the distribution process at the expense of technical work. The possibility to convert into cash subsidies should be explored;

### **Private Sector Investment in agriculture**

9.6 All private entrepreneurs met in meetings (forum on 8 March 2011) and individually confirm the immense scope for private investment in activities and business in the food security sector, providing the adequate policy environment is put in place. Opportunities exist in agro-processing, in the milk and dairy industry, better quality input supply business. Suitable deregulation has led to the development of the small pump industry as a good contribution to cheaper investment by water users for irrigation benefiting from more accessible equipment. Innovative entrepreneurs invest in contract farming, or new types of milk collection systems, both accompanied with services to the farmers.

9.7 However, to take full advantage of these opportunities, some policy elements have to be more conducive. Some of the mentioned ones include fiscal incentives or reduced interest rates to enable the development of infant and risky industries in the agricultural sector; much stronger regulatory framework to allow the development of secured contractual arrangements between actors along the food chain; some revision in the tariff system which are unfavourable for local production; the reduction of artificial support to state entities involved in business activities, resulting in unfair competition and limiting private investment in these activities.

9.8 The **role of the private vs. public sector** was indeed extensively debated. In addition to the detrimental and unfair competition by public agencies in some businesses, the roles of private vs. public were questioned in relation to governance and efficiency concerns. Some development partners question the direct involvement of Government agencies or institutions in productive, marketing or other activities that are perceived as better covered by the private sector (e.g. seed multiplication, marketing of fertilizers, irrigation infrastructure). In contrast, a number of smallholders and NGOs highlight the issues related to uncontrolled and dishonest behaviours of some private players taking advantage of their weaknesses. Normative frameworks, control and enforcement mechanisms should be strengthened, not as a constraint to private sector

development, but as a way to reinforce the confidence of private agents in the predictability and reliability of market transactions.

**More specific policy issues have been incorporated in the design of the CIP:**

9.9 An enabling policy for **fostering education** both at a higher level (for research purposes) and a professional level (for extension workers) is required. The “brain drain” should be reversed. In addition, new education curricula should be developed to ensure convergence of education programmes in health, nutrition and food.

9.10 Policies should enable **fair access to markets** by farmers and consumers, particularly for some commodities key to food and nutrition security (e.g. milk). These could include a **more favourable tariff system** for those imported items that could be produced locally; interventions to avoid quasi monopolistic attitudes of some market players; the promotion of marketing groups or associations to empower smallholders access markets.

9.11 The need for a more effective and better governed **regulatory and quality control of inputs** so as to protect smallholders and enable them to invest in improved techniques and inputs;

9.12 A need to further clarify **trade-offs between various uses of food stocks** (safety net to food insecure; price control purpose and emergency stocks) so as to improve management of the PFDS and better evaluate needs for additional and enhanced storage facilities;

9.13 The need to improve the nutrition outcome of the CIP by **mainstreaming nutrition outcomes** throughout the CIP programmes and strengthening activities specifically dealing with nutrition. This is one of **key defining features of the CIP**;

9.14 **Better targeting** of CIP interventions (safety nets, extension activities and others) is essential to optimize their impact on the most food and nutritionally insecure in the country;

9.15 The difficult **enforcement** of some existing regulations and rules should be addressed through empowering and disseminating information to communities and grass-root actors;

9.16 **Coordination** of food security actions foreseen in the CIP (including food production, safety nets and nutrition) will be a challenge, in particular as it has to be inclusive of non-state actors and development partners. The institutional set up of the CIP based on the improved existing Government framework addresses this need in Chapter 12.

## 10. COST AND FINANCING

10.1 Cost and financing requirements were estimated through three steps: (i) an estimate of available financing of CIP activities from on-going investment activities financed by the Government and development partners; (ii) additional investments required (total financing gap) based on needs to achieve the CIP results and outcomes described in Chapter 7. These needs were estimated through extensive joint work with all agencies involved who worked out proposals for investment (called usually “projects”) based on their analysis of needs; (iii) a priority ranking exercise on the basis of the careful analysis of feed back from stakeholders and that resulted in the identification of a priority financing gap. Detailed background data and calculations tables are provided in Annex 4.



10.2 Before all, a **clear definition** of investment included in the CIP was required. The CIP includes **public investment**, i.e. investments channelled through the Annual Development Programme (ADP<sup>1</sup>), which is the Government process used to allocate resources (from existing budget sources and DPs contributions) to invest during the next 5 years. The operating expenditures, salaries, price support, subsidies and other interventions covered by the revenue budget were not considered. In particular, most of the safety net programmes (relevant to food security) are not included in the CIP as they are related to regular expenditures: they however corresponds to an estimated US\$ 1.8 billion annually (about 15% of the national budget), i.e. US\$ 9 billion over five years, i.e. more than the CIP itself. Only those safety nets considered as investments (and therefore appearing in the ADP) were included in the CIP, including employment and income generating safety nets.

10.3 All investment undertaken by the Government are channelled through it. In turn, part of the DP contribution is channelled through the ADP (i.e. complementing the budget contributions to projects); part is channelled outside of the ADP, e.g. when DPs finance NGOs to undertake certain activities.

10.4 The updated cost exercise therefore provides an estimate of (i) the ongoing investments reclassified according to the 12 Programme (and sub-programmes), (ii) the existing available resources already committed through the ADP, including those financed by the budget and by the DPs; (iii) the financial gap to be filled. **The exchange rate used for calculation is US\$ 1 = Taka 69.5**

10.5 The sources of estimates and calculations are:

- a. **Mapping of both on-going and planned interventions of GoB Agencies and DPs.** These are called “projects” and the entire database is attached in Annex 4, Table 4.5 and Table 4.6. The term “**project**” is used to describe on-going and planned investment interventions whether or not they represent actual projects (e.g. financed by some DPs) or development activity streamlined in the Government system. **A template** was circulated to all relevant GoB departments/ministries on their ongoing and future projects as a mean to calculate financing requirements. Meetings with them were held to explain the methodology, purpose of the exercise, the need to rationalize and prioritize proposals in view of the goals and expected results of the CIP. Individual visits were also made to focal points, in those departments/ministries, who were designated to undertake the exercise. A joint meeting with different ministries/departments was thereafter held to validate the list and to prioritize the projects in the pipeline;
- b. **ADP:** The above costing was cross checked by a systematic screening of the ongoing projects of the relevant departments included in the ADP.
- c. **Sixth FYP:** Information was also collected for the interventions relevant to CIP suggested by the GoB agencies for the draft **Sixth Five Years plan** (July, 2010 – June, 2015). These were used to evaluate as a means to evaluate further needs (financing gap) so that CIP and FYP are consistent;
- d. the mobilization of a total of 24 **DPs** who were asked to provide detailed information on the on-going and planned interventions. 13 of them provided very useful information.

---

<sup>1</sup> The ADP represents the budgetary tool used by the Government to allocate resources on an annual basis in support of investment (i.e. excluding current expenditures).

## **Estimates of available financing**

10.6 Summary figures are shown in the Table on next page while all detailed calculation tables are included in Annex 4. Existing financing was estimated at **US\$ 3.0 billion** already allocated through the ADP process, including US\$ 1.4 billion from Government budget resources and US\$ 1.6 billion from DPs. This amount does not include contributions from DPs that are not channelled through the ADP (e.g. important US, EU, DfID and other bilateral who channel larger percentages of their funds through NGOs). This was estimated at US\$ 0.56 billion. It also does not include the interventions of multiple local NGOs involved in food security.

## **Estimate of Additional Requirements and priority ranking.**

10.7 The **total financing gap** (net of the above available funds) is estimated at **US\$ 4.9 billion**. However, while this full amount is considered essential for attaining the goals of the CIP, availability of funds might not match these requirements. This necessitated a prioritization of costs of some projects for the CIP period. The extensive consultation process provided a detailed insight on investment priorities that was used through applying. Each area of intervention of the CIP was rated through participatory methods and the following rates were applied for each of the CIP sub-programmes depending on priority ranking:

- a. TOP: 90% of the financial requirement prioritized
- b. HIGH: 70% of the financial requirement prioritized
- c. MEDIUM: 50% of the financial requirement prioritized
- d. LOWER: 40% of the financial requirement prioritized

10.8 Through this process, much prioritized investment was estimated at **US\$ 3.3 billion** based on the above methodology. Funds to be further mobilized from GoB and DPs are expected to be allocated along these priorities through fund mobilization strategy described below. When consulted, DPs provided information on future possible commitment that could be mobilized to finance CIP activities. These account to an estimated US\$ 0.88 billion, as shown in Table 4.4 in Annex 4. These tentative allocations should be confirmed as direct contribution to CIP for alignment purpose.

| ID | Comp                        | CIP   |                | Total CIP<br>A = D + E | Existing       |                |                | Financing gap |  |  |
|----|-----------------------------|---|----------------|------------------------|----------------|----------------|----------------|---------------|--|--|
|    |                             | Programme   | GOB<br>B       |                        | DPs<br>C       | Total<br>D     | Total<br>E     | Priority<br>F |  |  |
| 1  |                             | Sustainable and diversified agriculture through integrated research and extension | 33.9           | 140.3                  | 174.2          | 644.3          | 469.7          |               |  |  |
| 2  | Food Availability           | Improved water management and infrastructure for irrigation purposes              | 410.8          | 411.7                  | 822.5          | 891.9          | 607.0          |               |  |  |
| 3  |                             | Improved quality of input and soil fertility                                      | 18.5           | 79.1                   | 97.7           | 231.8          | 170.3          |               |  |  |
| 4  |                             | Fisheries and aquaculture development   | 19.7           | 14.0                   | 33.6           | 356.3          | 211.6          |               |  |  |
| 5  |                             | Livestock development, with a focus on poultry and dairy production               | 23.4           | 36.7                   | 60.1           | 775.1          | 439.7          |               |  |  |
|    |                             | <b>subtotal Availability</b>  | <b>506.2</b>   | <b>681.8</b>           | <b>1,188.0</b> | <b>2,899.3</b> | <b>1,898.3</b> |               |  |  |
| 6  | Food Access                 | Improved access to market, value addition in agriculture and non farm incomes     | 417.0          | 206.4                  | 623.4          | 634.9          | 368.3          |               |  |  |
| 7  |                             | Strengthened capacities for implementation and monitoring of NFP and CIP actions  | 0.2            | 14.4                   | 14.6           | 98.6           | 69.0           |               |  |  |
| 8  |                             | Enhanced public food management system  | 142.2          | 202.0                  | 344.2          | 293.2          | 212.1          |               |  |  |
| 9  |                             | Institutional Development and Capacity Development for more effective safety nets | 116.6          | 476.2                  | 592.7          | 471.8          | 340.5          |               |  |  |
|    | <b>subtotal Access</b>      | <b>675.9</b>  | <b>899.0</b>   | <b>1,574.9</b>         | <b>1,498.5</b> | <b>990.0</b>   |                |               |  |  |
| 10 | Food Utilization            | Community based nutrition programmes and services                                 | 238.4          | 15.5                   | 253.9          | 347.0          | 308.6          |               |  |  |
| 11 |                             | Orient food and nutrition actions through data                                    | 1.2            | 10.1                   | 11.3           | 21.3           | 12.7           |               |  |  |
| 12 |                             | Food safety and quality improvement   | 1.3            | 7.6                    | 8.9            | 179.8          | 89.9           |               |  |  |
|    | <b>subtotal Utilization</b> | <b>241.0</b>  | <b>33.1</b>    | <b>274.1</b>           | <b>548.0</b>   | <b>411.2</b>   |                |               |  |  |
|    | <b>TOTAL</b>                | <b>1,423.1</b>  | <b>1,613.9</b> | <b>3,037.1</b>         | <b>4,945.8</b> | <b>3,299.5</b> |                |               |  |  |

## 11. RESOURCE MOBILIZATION

11.1 The CIP is a strategic tool for integrating all food and nutrition security related investments into a comprehensive results framework. To achieve its outcomes, the CIP needs to be implemented through coherent planning, budgeting and financing processes that harness all resources while building on synergies and avoiding duplication. In this respect, the design of the CIP along the Paris Declaration principles (ownership, alignment, harmonization, managing for results and mutual accountability) provides a strong basis for its effective implementation. In order to further strengthen this momentum, specific efforts will be made to rationalize the mobilization of financial resources, including:

- regular consultations on the mobilization and use of financial resources (FPMU, MoF (Finance Division, ERD, Aid Effectiveness Unit), Planning Commission, Line Ministries, DPs);
- improved monitoring of financial resources (Government and donor pledges, commitments and actual disbursement);
- Regular fora to promote private investment in food and nutrition security involving private sector, farmer organizations, and CSOs (line ministries, Chambers of Commerce, etc.) including fora, fairs and field days;
- Communication efforts to promote investment in food and nutrition security by showing results.

11.2 In view of the high fragmentation in the country's delivery and financial systems<sup>1</sup>, it is proposed to follow a pragmatic approach that would build a momentum towards increasing the country's investment absorptive capacity and improving the effectiveness of development interventions, along the following lines:

- Pursue the strong engagement with the Planning Commission that the final 6<sup>th</sup> FYP fully integrates the CIP as a recognition of its strategic focus, and multi-sectoral and multi-stakeholder;
- Further involve the Ministry of Finance's (Finance division and ERD, AEU) in order to increase financial resources in support of priority programmes and activities of the CIP;
- Put in place a strong monitoring process of CIP results, outputs and resources as part of the Food Policy Monitoring exercise under the FPMU;
- Continue the productive dialogue and negotiation with development partners who eventually should become an important source of finance to the CIP.
- Further prioritize interventions aimed at improving the absorptive capacity of both public and private investments.
- Further prioritize interventions with a high potential for leveraging investments and other resources (natural resources, knowledge, human resources, etc.) from the private sector, farmer organizations and CSOs.

11.3 **Government and Donors Roles.** Recalling that the strong engagement of Government should be matched by an equal commitment from DPs to support the investment efforts along the Paris Declaration on aid effectiveness, the Joint Cooperation Strategy signed in 2010 in Bangladesh and the global l'Aquila Food Security Initiative signed in July 2009 by over 20

---

<sup>1</sup> Evaluation of the implementation of the Paris Declaration, Phase II – Country Evaluation Bangladesh, Final Report, December 2010.

countries who pledged US\$ 22 billion to finance country-led plans, such as the CIP. As the CIP has been designed and would be implemented along the principles of Development Aid Effectiveness and the 5 Rome principles, DPs should step up their financial resources, and align their strategies and development programmes in food and nutrition security with the CIP guiding principles, programmes and institutional arrangements.

11.4 Both Government and DPs will use the **financing gap identification and prioritization exercise of the CIP to allocate additional resources for investment**. On this basis, both parties should jointly identify specific programmes/projects to be financed, and further designed, negotiated and approved by Government and the concerned financing institutions (or global financial mechanisms such as GAFSP). This negotiation process with DPs should use the Country Partnership Framework (CPF), which has, so far, been signed by 8 DPs, as a practical tool to raise additional support. 24 DPs were mobilized during CIP preparation and all of the 11-12 main ones were proactive. Fund mobilization should build on this commitment. The dialogue and negotiations should be strengthened on a multilateral basis (through the LCG AFSRD) and through bilateral discussions with key multilateral technical agencies with the support of ERD, FPMU and technical ministries if necessary. Particularly active DPs (DANIDA, DfID, USAID, ADB, IDB, IFAD, World Bank, FAO, etc.) should continue to play a facilitation role to gain more support from the DP community.

11.5 When specific projects and programmes have been jointly identified by the Government and DP(s), a **more detailed design phase should be undertaken**, involving: (i) a more complete review and lesson taking from past and on-going operations in the concerned sector, in order to possibly upscale existing innovations or fill gaps in these operations; (ii) a careful technical design and assessment of the proposals; (iii) social and environmental assessment, if required; (iv) a careful costing and a financing plan, including the identification of financing gaps; (v) financial and economic cost-benefit analyses; (vi) the establishment of a comprehensive monitoring and evaluation system; (vii) proposals for capacity strengthening activities based on assessments of institutional capacities; and (viii) the development of a clear implementation plan and procedures.

11.6 An important part of the fund mobilization strategy is to **enhance investment absorption capacity**, i.e. capacity to effectively design and implement investment operations in the field of food security. This is the purpose of CIP programme 7. This requires capacity development support of all stakeholders, including key government agencies, farmer organizations and the private sector. Efforts should address developing technical and management skills to design and implement investment programmes, run businesses, together with enhancing stakeholders' leadership. In this respect, GAFSP funds were mobilized for this purpose with provision of Technical Assistance by FAO, but more efforts are required to improve implementation effectiveness and performance.

11.7 **Leveraging private investments.** The CIP is about making investments in “public goods” that are critical to leverage more investments and resources (natural resources, knowledge, human resources...) from the private sector, farmer organizations and CSOs. In this respect efforts should be made to prioritize the investments that have the highest potential for harnessing resources from other partners. Efforts should also be made to foster innovation and scaling up of good practice related to partnership contractual arrangements (e.g. contract farming, outgrower schemes, supply chains, etc.), Public-Private Partnerships (PPPs) in various sectors, risk management tools, etc.

## 12. INSTITUTIONAL ARRANGEMENTS

12.1 The main purpose of these arrangements are: (i) to ensure strong **coordination and effective fund raising and monitoring** of actions foreseen in the CIP; (ii) ensure high political commitment and engagement; (iii) improve effectiveness of actions. The institutional arrangements proposed here are defined in accordance with those established for monitoring (1) the implementation of the National Food Policy Plan of Action and progress toward MDG 1, and (2) the project included in the ADP as part of the national planning process.

12.2 Planning, implementing and monitoring the CIP through the existing policies and institutional systems (see section on ‘Guiding Principles’ –Policy and Institutional Coherence-) is considered essential for ensuring national ownership and sustainability of the process. Aiming at improving efficiency and effectiveness in managing the CIP implementation and monitoring processes, a convergence among the arrangements in place is proposed.

### **Institutional settings for CIP formulation**

12.3 The institutional arrangements for the formulation of the revised CIP have been established in line with the decisions of the 10<sup>th</sup> of November 2010 inter-ministerial meeting. The consequent Government directives formed two committees, namely the CIP National Committee, with the overall mandate to provide strategic guidance in the CIP review process (ref. MoFDM/FD/FPMU/(FSCN)-01 (66)/2008/(part-2)/184), and the CIP Technical Committee of the CIP, responsible for conducting technical review, prioritization and follow up of the CIP (ref. MoFDM/FD/FPMU/(FSCN)-01(66)/2008/(part-2)/185). Both Committees are composed of representatives of relevant Government agencies, and receive technical support from the FPMU. The Technical Committee also includes non-governmental actors and donors<sup>1</sup>.

### **Existing institutional setting for NFP / PoA and CIP monitoring**

12.4 The **Food Planning and Monitoring Committee (FPMC)** is a cabinet level committee responsible for guiding the development and implementation of the NFP. It shows the strong commitment for food security at the highest level. The coordination duties of the National and Technical Committees in monitoring CIP implementation are combined with the key role of the Food Policy Working Group (FPWG). The FPWG and its supporting four Thematic Teams (TTs) are responsible for monitoring progress towards MDG 1 and the National Food Policy Plan of Action objectives. The Government Notification of the 23<sup>rd</sup> of December 2010 has added the responsibility to Monitor CIP Impacts and Outcomes achievement to the duties of the four FPWG TTs. As for the CIP National and Technical Committees, the FPMU provides technical and operational support to the FPWG and the Thematic Teams.

### **Revised institutional arrangements for monitoring CIP, NFP PoA and MDG**

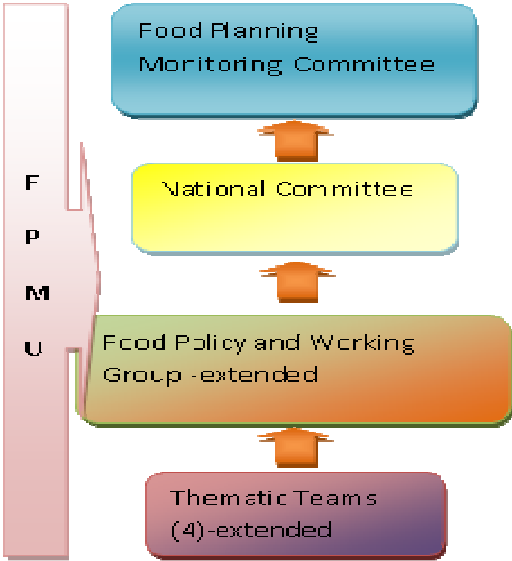
12.5 In view of enhancing the efficiency and effectiveness of the CIP monitoring process, it is important to ensure convergence towards a unified planning, coordination and operational

---

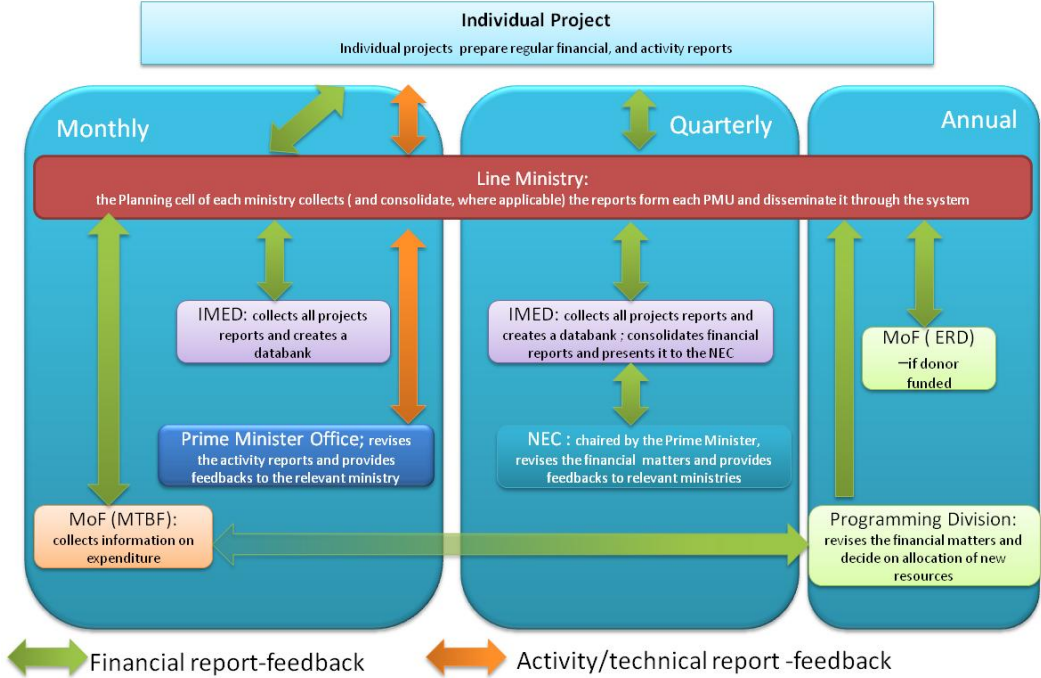
<sup>1</sup> Specifically, the CIP National Committee is tasked with the responsibility to: a) enhance coherence in the alignment of current and planned investment within CIP Programmes; b) identify investment priorities and gaps; c) promote an enabling environment (policies) and partnerships for the effective implementation of the CIP d) oversee the CIP implementation and monitoring processes. The Technical Committee supports the National Committee by: a) guiding the identification and prioritization of CIP related investment projects; b) providing guidance on the implementation of CIP Programmes; c) coordinating the CIP implementation and monitoring processes

framework, involving the CIP National Committee and the FPWG. Such a unified structure ensures coherence among the monitoring actions to be carried out at the three levels of the CIP Results Chain described in Chapter 7.

12.6 At the level of CIP overall Goal, Impacts and Outcomes (levels 1 and 2 of CIP Results Chain), the institutional settings for CIP revision and the ones in place for monitoring the NFP PoA, MDG and CIP are integrated in a comprehensive structure that includes: a) focal points from each relevant Government sector (incorporated in the Thematic Teams); b) non-governmental actors and LCG representatives participating in the Technical Committee (incorporated in an expanded FPWG); c) the National Committee; d) the Food Planning and Monitoring Committee. The FPMU provides technical and operational support to the unified structure according to the model to the right.



12.7 Monitoring at CIP outputs and input level is conducted according to the existing national system for monitoring ADP investments, summarized in the figure below:



12.8 It is important to emphasize the presence of the Ministry of Finance and the IMED in the composition of these bodies. In particular, the IMED can play a critical role in providing monitoring information of ADP investment projects contributing to CIP Programme Outcomes and Impacts.

12.9 Similarly, the membership of the ERD in the FPWG is critical for linking the Development Partners and monitoring their technical and financial contributions to the CIP, while the membership from Finance Division will facilitate consistency with the Medium Term Budgetary Framework process. The detailed composition and responsibilities of the bodies in the unified structure is provided as an Annex.

### **Approach to CIP Monitoring**

12.10 The CIP Results Based Monitoring<sup>1</sup> system consists of regular reviews of progress made in implementing CIP actions and activities, combined with monitoring of progress against achieving CIP Outcomes and Impacts. In other words, CIP monitoring is not only concerned with asking “Are we taking the actions we said we would take?” but also “Are we making progress on achieving the results that we said we wanted to achieve?” Through this approach, monitoring involves tracking strategies and actions being taken by partners and non-partners, and identifying the new strategies and actions to be taken to ensure progress towards the most important results.

12.11 CIP key monitoring dimensions are:

1. Progress towards CIP Impact and Outcome Statements. This is carried out under the institutional setting for integrated monitoring at outcome/impact level of the CIP, NFP PoA and MDG, (consisting of the Thematic Teams, the expanded FPWG and the National Committee under the authority of the Food Planning and Monitoring Committee).
2. Progress towards CIP Investment Projects substantial results and execution performance of allocated budgets. This is carried out as part of the ADP monitoring according to the existing national planning process.
3. Donor commitments in contributing to the CIP Programmes financing. This dimension is combined with the CIP monitoring at outcome and impact level and stands under the responsibility of the ERD.

12.12 The CIP Results Framework is the key reference for monitoring the first dimension. Progress against CIP expected Impacts and Outcomes is assessed through the criteria established by the indicators identified in the CIP Results Matrix

12.13 The key reference for the second monitoring dimension is the ADP monitoring process. Findings from monitoring ADP investment projects related to the CIP are aggregated at CIP Programme level. That information will be cross-checked with the findings from the first monitoring dimension and will represent a proxy indicator of the relevance of the investment projects associated with CIP expected outcomes and Impacts.

- 12.14 The CIP Results Based Monitoring System is operated through the following tools:
- a. Annual reports on the progress towards CIP Impacts and Outcomes prepared by the Thematic Teams under the supervision of the extended FPWG jointly with reporting on sections of the NFP PoA not included under the CIP.
  - b. Reports on financial allocations and execution and progress towards results of ADP-CIP investment projects annually consolidated at CIP Programme level. The IMED provides aggregated information on the financial and physical progress of investment projects relevant for the CIP.
  - c. Annual reports on Donor commitments and disbursement to be prepared by the ERD to feed into the CIP Impact and Outcomes annual report, to be jointly reviewed with the development partners.

12.15 Key findings from the aforementioned monitoring reports are analyzed and discussed within the TTs and the FPWG for further submission to the CIP National Committee and the Food

---

<sup>1</sup> Monitoring can be defined as the ongoing process by which stakeholders obtain regular feedback on the progress being made towards achieving CIP goals and objectives. Monitoring, together with Planning and Evaluation, is one of the interconnected processes of Results Based Management (RBM). RBM can be considered as a broad management strategy aimed at achieving improved performance and demonstrable results. Monitoring is an ongoing process which ensures constant feedback, learning and improving: plans are regularly assessed and discussed based on the key Monitoring (and Evaluation) findings and lessons learned.



Planning Monitoring Committee. CIP monitoring findings are disseminated and lessons learned are incorporated into the following phases of CIP Programme implementation, through the coordination and guidance provided by the National Committee

12.16 The detailed CIP Monitoring Methodology and CIP Monitoring System functioning is provided in Annex 3. A detailed description of the ADP monitoring process is also provided.

## 13. THE WAY FORWARD AND IMPLEMENTATION CHALLENGES

13.1 The CIP is a tool in the hand of the Government to increase and improve investment in food security, i.e. agriculture, fisheries and livestock, food access and safety nets and nutrition activities. The best ways to use this tool should be discussed during the 20 March forum in Dhaka and will depend on the outcome of the discussions during the forum. Next steps could include:

13.2 **Resource mobilization activities** along the lines of the approach described in Chapter 11 through increased budget resources and stronger engagement of the ERD, Finance Division (from Ministry of Finance) and DPs. These key partners have shown their strong commitment to financing the CIP.

13.3 Undertake **capacity development** activities to increase the absorptive and implementation capacities (CIP programme 7); implement **institutional adaptation** of the existing set up, as described in Chapter 12, to enable the effective implementation of the CIP and undertake **monitoring** of CIP activities by establishing the system in close link with IMED, FPMU, ERD and embedding it in the existing monitoring system of the NFP;

13.4 Maintain and use the **strong momentum** developed with all actors involved, including consumer groups, farmer and producer organizations, private sector, NGOs, Government and development partners to ensure their support of the CIP, including its financing and implementation. It is important to sustain a **strong dialogue** on investment in food and nutrition security using the CIP as the key strategic and collaborative instrument for creating a more enabling framework for increased investments from both the public and the private sector.

13.5 **Policy dialogue** to create a more conducive environment for investment in food and nutrition security and full effectiveness of the CIP. This policy dialogue on investment should be mainstreamed in the National Food Policy, focused on the critical elements for the CIP (Section 9) and use the existing mechanisms in place for implementing and monitoring the NFP PoA. Regular investment policy fora involving all stakeholders should be organized regularly to discuss issues for policy action, food policy monitoring results, and the policy research agenda. Such fora should be organized twice a year within the context of the FPMU. Policy changes should not be considered as conditionality for CIP implementation but in turn could build on on-going lessons learned from CIP programmes implementation;

13.6 Develop a process to enhance results-orientation implementation of CIP through **knowledge sharing and effective learning** from existing experience and practice and from innovations with a view to improving delivery and results and regularly updating the CIP as a living document.

13.7 In order to help implementation, a review of major risks for effective implementation of the CIP was undertaken to strengthen its design and mitigate them during implementation. It is summarized in the following Table

| Critical risks   | Risk mitigation measures at design   | Risk management at implementation  |
|--|--|--|
| <p><b>a. Insufficient leadership and commitment from Government and partners</b></p> <ul style="list-style-type: none"> <li>- Insufficient support from the key partners, leading to competing priorities and limited resources</li> <li>- Lack of alignment leading to fragmentation, high transaction costs and lack of focus</li> <li>- Limited leadership and ownership (internalization) resulting in not addressing food and nutrition issues systematically, and leading to lack of interest and disengagement from partners, including Development Partners</li> </ul> | <ul style="list-style-type: none"> <li>- CIP High political profile: CIP institutional set-up reflects the high political profile needed for ensuring engagement of Government and partners</li> <li>- Enhanced strategic focus (link to 6<sup>th</sup> YP and other country systems, strong support from Government, DPs and other stakeholders)</li> <li>- Foster dialogue and consultation among all partners including DPs</li> <li>- CIP designed within the scope of the Paris Declaration (PD)</li> </ul> | <ul style="list-style-type: none"> <li>- Keep high political drive</li> <li>- Keep strategic focus during implementation through regular dialogue with all partners, delivery of results</li> <li>- Implementation along the guiding CIP principles (inclusiveness and dialogue, ownership and partnership)</li> <li>- Put in practice the PD 5 principles and CIP guiding principles during implementation and gradually align annual planning, budgeting, financial management and reporting processes</li> </ul>  |
| <p><b>b. Weak coordination and increased fragmentation</b></p> <ul style="list-style-type: none"> <li>- Weak coordination and management (including fiscal accountability) resulting in weakening effectiveness and delivery</li> <li>- Increased fragmentation which may result in further deterioration of the food security situation</li> </ul>  | <ul style="list-style-type: none"> <li>- Institutional and implementation arrangements are spelled out, and mainstreamed into country systems</li> <li>- Results-based M&amp;E linked to existing Food Policy M&amp;E</li> <li>- MoF (FD and ERD) to be strongly involved in implementation arrangements</li> </ul>  | <ul style="list-style-type: none"> <li>- Put in place RB-M&amp;E,</li> <li>- Implementation arrangements (including annual planning, budgeting and reporting) should be adjusted as needed (after 6 months and after 1 year)</li> <li>- Support implementation of PD principles, especially in line Ministries, work with ERD and Finance Division to improve reporting</li> </ul>   |
| <p><b>c. Resources mobilized are not enough to finance CIP activities</b></p> <ul style="list-style-type: none"> <li>- Limited funding from Government and donors</li> </ul>   | <ul style="list-style-type: none"> <li>- CIP Results framework and M&amp;E to include monitoring of resource mobilization</li> <li>- CIP will be mainstreamed into GoB's planning and financial systems (6<sup>th</sup> YP, MTBF, ADP)</li> <li>- Collaborative design of CIP between Govt and DPs</li> <li>- Efforts to collect and synthesise information on current and future financing</li> <li>- Strong leadership from GoB and involvement of MoF</li> </ul>  | <ul style="list-style-type: none"> <li>- Further develop the resource mobilization approach</li> <li>- Measuring results (as part of M&amp;E) including on resource mobilization efforts</li> <li>- CIP Promotion</li> <li>- Presentation of CIP results (including RM) at Annual Development Forum</li> </ul>   |
| <p><b>d. CIP public investments have limited leverage on private sector investments</b></p> <ul style="list-style-type: none"> <li>- Limited leverage of investments and other resources from the private sector, farmer organizations and CSOs</li> </ul>   | <ul style="list-style-type: none"> <li>- Policy agenda includes work on roles of public vs. private sector</li> <li>- Participation of private sector, farmer organizations and CSOs in discussions on CIP design</li> <li>- Guiding principles to prioritize investments with high leverage effect</li> </ul>   | <ul style="list-style-type: none"> <li>- Sustain policy research and dialogue to improve business environment</li> <li>- Develop and disseminate investment leveraging instruments (contract farming, supply chain arrangements, PPPs, etc.) as well as linkages (with e.g. Chambers of commerce and Industries) and fora (investment fairs, food agro-industry fairs)</li> <li>- Strengthen focus on innovation among these partners, by developing annual innovation and scaling up agenda under each investment program</li> <li>- Explore institutional changes to be made within Government system to enable investments in food agro-industry</li> </ul> |
| <p><b>e. CIP investments are more "business as usual" with limited innovative solutions</b></p> <ul style="list-style-type: none"> <li>- Limited investment in innovation, learning and scaling up leading to business as usual</li> </ul>   | <ul style="list-style-type: none"> <li>- Innovation and scaling up are key guiding principles</li> </ul>   | <ul style="list-style-type: none"> <li>- Promotion of innovation and systematic identification of innovations to be scaled up</li> <li>- Stakeholder fora (including investment fairs) used to showcase innovations, and share knowledge</li> </ul>  |
| <p><b>f. The poor's limited access to Natural Resources prevents them from benefiting from CIP</b></p> <ul style="list-style-type: none"> <li>- Limited access to Natural Resources (land, water) for poor people, especially women and youth, preventing them from benefiting from CIP</li> </ul>   | <ul style="list-style-type: none"> <li>- "Poor's access to Natural Resources" is identified as a critical policy issue to be further researched by IFPRI</li> </ul>  | <ul style="list-style-type: none"> <li>- Pursue policy research and dialogue</li> <li>- Identify approaches that enhance the poor's access to NR, to be scaled up</li> </ul>   |

# ANNEXES

## **ANNEX 1. UPDATING AND CONSULTATION PROCESS**

1. This annex presents the process of updating and enhancing the CIP and a brief description of stakeholder consultations' activities, the outcomes of which were included in the relevant sections of the main report, including in the description of the priority investment programmes, the guiding principles and the institutional and implementation arrangements.

### **Process for updating CIP Design**

2. The first version of the CIP of June 2010 was prepared through wide consultations with key ministries, private sector, NGOs and Development Partners. The consultation process was further broadened to include a larger number of stakeholders, especially farmers and their organizations, and deepened to include regional stakeholder fora and a greater number of stakeholders. Stakeholder consultation and dialogue over the CIP is indeed aimed at improving the effectiveness of the investments considered at design and implementation stages.

3. The updating of the CIP aimed at: i) cost rationalization, ii) further prioritization (to materialize cost rationalization by minimizing funding gaps), iii) establishment of a results-based M&E mechanism, and iv) analysis of key policy issues tied to successful implementation of the CIP. The key steps for updating CIP design are:

1. Prioritization through inclusive consultation (see stakeholder consultation) including broad consultations with farmers and their organizations, private sector actors, CSOs, etc.;
2. Costing of prioritized programmes;
3. Establishment of a results' framework, M&E and implementation arrangements;
4. Policy Mapping, organized by IFPRI;
5. Consultations with DPs for mapping available aid;
6. Alignment with the 6th Five Year Plan and GoB Planning Process/Annual Development Programme;
7. Review of findings of consultations by the GoB heads of departments and planning officials;
8. Review of findings by the DPs, through LCG-ARDFS and HoAs Meeting;
9. Technical Review of the findings by the high-level Technical Committee;
10. Review by the National Committee, chaired by the Minister, MoFDM;
11. National Forum on the draft documents and findings;
12. Finalization of the updated document for endorsement.

### **Stakeholder consultation process**

4. The consultation process consisted of better prioritizing and improving the quality and relevance of the proposed investment areas in terms of focus and results, targeting and implementation. This also contributed to building stronger focus and ownership among all partners, and to enable them to further mobilize their commitments and resources (finance, knowledge, social and political capital, etc.) towards improved food and nutrition security. Information and knowledge sharing through genuine interaction between partners also contributed to building a strong unity of purpose with regard to the key investment areas and to critical policy and implementation issues.

5. A joint team of GoB and FAO worked under the technical guidance of the FAO Investment Centre in Rome, with the Food Planning and Monitoring Unit (FPMU) of MoFDM, supported by FAO's National Food Policy capacity Strengthening Project (NFPCSP) as the secretariat of the operations. The consultation exercise was coordinated and facilitated by the Food Policy Monitoring Unit (FPMU) of the Ministry of Food and Disaster Management, with the support of FAO through the Local Support Team (LST) made of FPMU, FAO and local consultants. A Professional facilitator assisted in planning and organizing the consultation process. The consultation was undertaken from December 2010 to March 2011 involving 13 Ministerial Departments and a large number of public agencies (360 officials consulted), researchers and academics (20), private sector (200), farmers (310) and some of their representatives, NGOs and other CSOs (40), and Development Partners (24). Feedback was gathered through a variety of means including (see Appendix 1, list of consultation activities).

6. **Three Regional Stakeholder Fora (RSF)** took place in Mymensingh, Khulna and Bogra (for Rajshahi region), with the participation of women and men farmers, fishers, fish farmers, livestock farmers, women producers, traders and entrepreneurs and their organizations. The stakeholders discussed major investment opportunities under each component/program and provided feedback on priority investments, including support to capacity development and some innovations and/or existing projects/ventured with potential for scaling up. Priorities were translated into a ranking of proposed investments. With the support of IFPRI, they have also identified policy issues that are critical for creating a more conducive investment and business environment. These included the following activities (see summary of the fora, Appendices 2.1 to 2.3, and synthesis of stakeholders' feedback in 2.4 and 2.5):

- Regional forum in Mymensingh at the Bangladesh Agricultural University covering public and private sectors and academia; followed by a meeting with farmers at the NGO ASPADA (3 December 2010);
- Regional forum in Khulna divisional town (29th January) in Circuit House with the participation of public agencies, traders, chamber representatives, media, academia; followed by a meeting in the DAE Auditorium with farmers, NGOs, traders and women farmers' groups;
- Regional forum held at the Rural Development Academy in Bogra district on 5<sup>th</sup> February covering all stakeholders including farmers and women.

7. **Focus Group Meetings (FGM)** took place in Dhaka, with Civil Society Organizations, farmers and their organizations, the private sector, and research and academia. Consultations with a large number of **NGOs and other CSOs** took place on 24th February at FAO Dhaka Office. Many bilateral meetings were held with NGOs and think tanks. Consultations with the **private sector** included three key meetings. An open discussion was held on 25<sup>th</sup> January 2011 at the office of the President of the Metropolitan Chamber of Commerce and Industry (MCCI) with the participation of a number of private sector leaders and think-tanks (like the Chairman of Grameen Bank, representations from the think-tank Policy Research Initiative) together with FAO, USAID and IFPRI. A second meeting was arranged on 27th February by the Secretary, Ministry of Fish and Livestock. A broad consultation with the private sector was taken on 6th March 2011. This consultation brought together private sector associations, lead investors in the agro-business and other relevant industries together with the leaders of financing systems/banking sector. The Minister for MoFDM was the Chief Guest and had a press conference with a large group of media representatives at the end together with the FAO Representative, USAID Mission Director and IFPRI Representative. Other FGMs included:

- Consultation on the "access" dimension of CIP was taken on 3rd March at FPMU, with GoB agencies, ministries and the relevant DPs;

- Consultations on R&D activities was held with Agriculture Information Service (AIS), Seed Certification Agency (SCA), Bangladesh Agricultural Development Corporation (Sech Bhaban, BADC, 18th January).

8. **Technical Meetings (TM)** with a large number of government agencies to discuss the investment programs together with the planning and budgeting issues, deepen the technical content of the programs, and further prioritize investments. These meetings also resulted in identifying critical policy issues by program, as well as innovations and programs with potential for scaling up. These include the following meetings with the following agencies (see summary of these meetings, Appendices 3.1 to 3.6):

- Department of Agricultural Extension (DAE, 06 January 2011);
- Department of Fisheries (DoF, 09 January);
- Department of Livestock Services (DLS, 10 January);
- The Director General of Health Services focusing on the nutrition dimension (DGHS, 17th January);
- The Directorate General of Food, Directorate of Relief and Rehabilitation with FPMU focusing on the access dimension (DGoF, 18th January);
- The Ministry of Fisheries and Livestock and its agencies (MoFL, 19th January);

9. **Consultations with Development Partners.** The CIP design team interacted intensively with a large number of DPs through LCG ARDFS or through bilateral meetings including AsDB, AusAid, DANIDA, DfID, EKN (the Netherlands), EU, IsDB, IFAD, SDC, UNDP, UNICEF, USAID, World Bank and World Food Program (WFP). This process started with the LCG ARDFS Core Group meetings in December 2010 and January 2011. A 3<sup>rd</sup> meeting was taken on 10th March 2011 at FAO Representation. USAID organized a consultation with the DP HoAs on 08 March. This helped to fill the gaps and prepare for the joint GoB-DP “National-Forum” on updated CIP on 20th March 2011.

10. Twenty three DPs were consulted to complement the costing figures, mostly members of the LCG/ARDFS, and to provide information (projects, current and pipeline financing) to enable the mapping of current resources and identify the financing gaps. Updated figures on ongoing and future investments were received from 13 DPs: ADB, AusAid, DANIDA, DFID, EKN (Netherlands), EU, FAO, IDB, SDC, UNICEF, USAID, WB and WFP. For three other DPs (IFAD, JICA and UNDP), complementary data were taken from the updated Country Partnership Framework. Cross referenced information was provided by GoB agencies/departments for other agencies. A large number of DPs have also participated in the national forum held in May 2010 to discuss the CIP.

11. **National Stakeholder Fora (NSF)** with the participation of all major stakeholders including development partners to discuss and endorse CIP proposals. The first national forum took place on 26-27 May 2010. The second one will be held on 20 March 2011.

12. **Meetings of the Technical Committee and the National Committee.** The Technical Committee representing the government, DPs, private sector, academia and NGOs, met several times (6<sup>th</sup> December 2010, 13th January 2011, and 14<sup>th</sup> March 2011) to review the updates and give guidance. Regular briefing/team meetings with FPMU have been taken regularly. The National Committee reviewed the findings and the 1<sup>st</sup> draft of the updated CIP on 14<sup>th</sup> March.

13. Moreover, several informal interactions took place with a large number of stakeholders to further tighten CIP investment proposals, costing, financing and implementation arrangements.

14. The consultations at design stage have led to bringing the perspectives of the various stakeholders together and building some strong consensus around priority investment programmes and key policy issues to be considered. Moreover, stakeholders have strongly contributed to identifying the key principles to guide implementation, contributing to improving substantially CIP's collaborative framework and enhancing its strategic dimension.

**15. Process for prioritization of investments.** Stakeholder priorities were reflected in the narrative and description of each investment Program (see Annex 4) along the following criteria (used by the Planning Commission of GoB):

- **Top Priority:** Most important to the goals of CIP, has potential to provide immediate benefits to large sections of people and already has substantial GOB commitments;
- **High Priority:** Important areas where efforts would benefit the public and has regional and area-based importance and needs to be implemented immediately.
- **Medium Priority:** Important programs where implementation may be needed in future.
- **Low Priority:** Programs where implementation depends on the availability of resources.

**16. Policy Mapping.** The updating of the CIP was also the opportunity for IFPRI to undertake a policy mapping exercise. This went on in a close complementing interaction between FAO and IFPRI. An open discussion was done among IFPRI, USAID and FAO at USAID Dhaka on 13th January 2011. Synthesis works on the priority, costing and policy mapping were done through joint exercise among FPMU, FAO and IFPRI.

**17. Costing and financing.** Templates to collect information on costing and financing were sent to nearly 40 relevant agencies for their feedback on prioritized costing in all dimensions of food security. The consultation process complemented to explain the process of prioritization and costing together. Similar templates were also sent to the relevant DPs for their feedback on developing a resource mapping. The Country Investment Plan developed in 2010 was a major source for resource mapping exercise. Finding of the prioritization and costing processes were shared with the GoB agencies on 28th February in a day-long exercise held at the FAO Representation.

## **Annex 1 - Appendix 1**

### **List of key consultation activities**

The list of consultation activities (by chronological order) includes the following:

1. Regional consultation in Mymensingh: at the Bangladesh Agricultural University covering public and private sectors, academia etc, and with farmers at the NGO ASPADA (03rd December 2010)
2. Department of Agricultural Extension (DAE, 06 January 2011)
3. Department of Fisheries (DoF, 09 January)
4. Department of Livestock Services (DLS, 10 January)
5. R&D Agencies like BARI, BRRI, BJRI, etc under National Agricultural Research System (NARS) led by Bangladesh Agricultural Research Council (BARC, 13th January)
6. The Director General of Health Services focusing on the nutrition dimension (DGHS, 17th January)
7. Other agencies like Agriculture Information Service (AIS), Seed Certification Agency (SCA), Bangladesh Agricultural Development Corporation (Sech Bhaban, BADC, 18th January)
8. The Directorate General of Food, Directorate of Relief and Rehabilitation with FPMU focusing on the access dimension (DGoF, 18th January), and

9. The Ministry of Fisheries and Livestock and its agencies (MoFL, 19th January)
10. Discussion with the private sector on 25<sup>th</sup> January 2011 at the Metropolitan Chamber of Commerce and Industry (MCCI), with private sector leaders and think-tanks (like the Chairman of Grameen Bank, representations from the think-tank Policy Research Initiative), FAO, USAID and IFPRI;
11. The 2nd regional consultation took place in Khulna divisional town (29th January) on two separate locations: the Circuit House for the agencies, traders, chamber representatives, media, academia; and at the DAE Auditorium for the farmers, NGO, traders, women farmers' groups
12. The third regional consultation was held at the Rural Development Academy in Bogra district on 5<sup>th</sup> February covering all the stakeholders and farmers
13. A separate consultation with the CSOs and NGO forums was also taken on 24th February at FAO Dhaka office.
14. A consultation between the private sector and the public sector was organized on 27th February and chaired by the Secretary, Ministry of Fish and Livestock (MoFL);
15. A broader consultation on the "access" dimension was taken on 3rd March at FPMU, where both GoB agencies, ministries and the relevant DPs joined in a brain-storming session.
16. Broad consultation with the private sector, Metropolitan Chamber of Commerce and Industry (MCCI), 6<sup>th</sup> March. This consultation brought together private sector associations, lead investors in the agro-business and other relevant industries together with the leaders of financing systems/banking sector. The Minister for MoFDM was the Chief Guest and had a press conference with a large group of media representatives at the end together with the FAO Representative, USAID Mission Director and IFPRI Representative.



**Record of Issues Arose in the Discussion Meeting on December 3, 2010 at BAU, Mymensingh**

A number of experts, extension officials and farmers actively participated in the discussion on investment priority of CIP. Following priority issues were put forward for consideration:

1. Utility services in the rural areas: support to preparation of spare parts of power tiller, pumps, etc.
2. Investment on development of climate resilient technology
3. Food and nutrition: there is vast scope for food processing, refinement of food processing technology
4. Support production of high value vegetables and fruits
5. Genetic improvement of poultry, goat, cattle and buffalo. Poultry should not be ignored in the genetic improvement programme of livestock.
6. Training is important for capacity development of scientists and farmers for technology generation and adaptation in crops, livestock and fishery.
7. Support production of quality seeds, feeds, fingerlings, drugs and vaccines.
8. Promote contract farming with public-private partnership, capacity development of farmers' organization
9. Encourage community based extension services by updating farmers' knowledge and skill, and institutionalizing community based extension services
10. Support fisheries development through:
  - Management of inland marine fisheries- assessment of sustainability of emerging species like Tuna.
  - Small scale inland aquaculture- promote good aquaculture practices
  - Diversification in coastal aquaculture- Crab, mussels, sea weeds, etc.
  - Diversification of fish processing- e.g., processing and export of pangus fish
  - Support disease diagnosis facility in the regions
  - Quality control of feed
11. Support livestock development through the following actions:
  - Promote livestock development for food and nutrition security
  - Promote small scale dairy for milk and beef production
  - Promote public-private partnership for livestock services- production of vaccines, drugs, animal health services and control of diseases
  - Vertical and horizontal integration is needed in livestock sector
  - Support establishment of modern slaughter house for safe food
  - Quality control of feed and veterinary drug
  - Milk processing and marketing

12. Improved water management through the following actions:

- Improve water distribution system of minor irrigation- improve with buried pipe
- Improve cost effectiveness of irrigation
- Improve irrigation efficiency
- Improve surface water irrigation in the South
- Rehabilitation of polders and their management
- Construction of barrage in the down of Garai river to increase water in the South

13. Enhance the quality control of fertilizers and soil fertility management through the following actions:

- Growing concern of management of soil salinity
- Strengthening of soil testing laboratory

## Record of Issues Arose in the Regional Consultation on January 29, 2011 at Circuit House, Khulna

A regional consultation on the CIP was held at the Circuit House conference room, Khulna in the morning of 29<sup>th</sup> January 2011. About 80 representatives of local public institutions and other stakeholders actively participated in the consultation. Mr. Ad Spijkers, FAOR, and Additional Divisional Commissioner, Khulna, Mr Rafiqul Islam were guests. The additional director, DAE of Khulna region chaired the session. Dr. Z. Karim moderated the process of discussion. A Farmers' Consultation was also held in parallel at ATI, Khulna, chaired by Tariq Hassan, EX-DG, DAE. In this session Mr. Ad Spijkers was Chief Guest. About 100 farmers (60% were women) attended the session.

The CIP document was presented and discussed in both sessions. A number of experts, academia, extension officials, Chamber, traders, private sector, public representative, NGOs and farmers actively participated in the open and group discussions on investment priority of CIP. Findings of both consultations were presented and validated in the after noon Plenary Session held at Circuit house. The group discussions focused on the following four issues: Food Availability; Food Access; Food Utilization; Regional Food Security Issues.

The following points/issues were raised in open, group discussions and plenary session in the light of the programmes and priority interventions of CIP:

| <b>I) Food availability</b>  |   |
|--|---|
| <b>Officials &amp; other stakeholders</b>  | <b>Farmers</b>  |
| <b>1. Improved Water management and infrastructure for irrigation</b>  |   |
| <ul style="list-style-type: none"> <li>Dredging of river, Introduce Water harvest technology with preparation of reservoir</li> <li>Construction of polders and their management</li> <li>Improvement of Drainage condition in the arable lands</li> </ul> | <ul style="list-style-type: none"> <li>Creation of surface water irrigation opportunity through water reserve, dredging and/or excavation of rivers, canals</li> <li>Protection of vast area of Rupsha-Terokhada Beel, Dakatia- Dumuria Beel against saline water intrusion</li> <li>Establish effective drainage to enable bringing vast area to fit for timely planting of rice (Boro)</li> <li>Low lift pump for surface water irrigation should be made available at cheap price</li> </ul> |
| <b>2. Soil fertility management</b>  |   |
| <ul style="list-style-type: none"> <li>Promote improved soil health management practices, introduce crop rotation with legumes where possible</li> </ul>   | <ul style="list-style-type: none"> <li>Provide soil testing facilities free of cost all over the area</li> <li>Fertilizer Quality testing facilities be made locally available</li> </ul>   |
| <b>3. Technology development &amp; transfer</b>  |   |
| Salt tolerant variety development <ul style="list-style-type: none"> <li>Collection of local germ plasm for salt tolerant variety development</li> <li>Support technology transfer</li> <li>Capacity development of extension personnel</li> </ul>         | <ul style="list-style-type: none"> <li>Support Agri. research to provide salt tolerant varieties of crops including rice</li> <li>Develop and promote technology for integrated use of Embankment areas for vegetable and rice production</li> <li>Strengthen IPM including arranging increased supply of botanicals and biopesticides</li> <li>Provide farmers' skill training on different aspects of crop production, poultry raising and fish production</li> </ul>                         |

|  |   |
|--|---|
| <b>4. Supply &amp; sustainable use of Inputs, land, etc</b>  |   |
| <ul style="list-style-type: none"> <li>• Ensure availability of inputs- seeds and fertilizers</li> <li>• Protection of agricultural land and protection of tenant right</li> <li>• Provide easy loan to the farmers</li> <li>• Promote community based agriculture</li> <li>• Support insurance system for crop, livestock and fishery</li> <li>• Increase women's access to land, water and other resources</li> <li>• Increase poor peoples' access to land, water, technology and inputs</li> </ul> | <ul style="list-style-type: none"> <li>• Seed Quality testing facilities be made locally available</li> <li>• Skill training for seedbed management for good seedling raising</li> <li>• Increase supply of quality seeds through BADC reducing reliance on private sector</li> <li>• Ensure supply of quality seed through private seed dealers</li> <li>• Quality seed of hybrid rice and other hybrid crops should be made available locally through BADC or honest traders</li> <li>• Law to protect agricultural land from selling for other purposes</li> <li>• Land use planning to protect agricultural land loss</li> <li>• Local coordination among different departments- BWDB, AG, Food</li> <li>• Law to stop leasing Govt. Khash land for enabling brood continuation/survival</li> <li>• Enhance farmers' cooperative/united efforts/ICM club in farming under local DAE supervision</li> <li>• Agricultural loan including those for crops, Livestock and fishery should be made available through Krishi Bank at low interest/interest free</li> </ul> |
| <b>5. Livestock development</b>  |   |
| <ul style="list-style-type: none"> <li>• Provide feed subsidy</li> <li>• Dissemination of mature technology of BLRI</li> <li>• Reduce high price of Day old chicks</li> <li>• Support for fair price of livestock products (resolve marketing problem of livestock product)</li> </ul>   | <ul style="list-style-type: none"> <li>• Arranging electricity supply for poultry raising</li> <li>• Good brood/chicks for poultry and disease free fish brood/seed</li> <li>• Making available of quality poultry feeds</li> <li>• Skill training of poultry farmers on feed, nutrition, and disease management</li> <li>• Veterinary services including de-worming should be made available through Government.</li> </ul>  |
| <b>6. Fishery development</b>  |   |
| <ul style="list-style-type: none"> <li>• Shrimp policy is needed</li> <li>• Zoning for bagda shrimp</li> <li>• Excavation and conservation of Jalmahal and baor for fisheries</li> <li>• Community based fisheries development</li> <li>• Subsidy of fish feed needed</li> <li>• Diversification in coastal aquaculture- Crab, mussels, sea weeds, etc.</li> </ul>   | <ul style="list-style-type: none"> <li>• Making available of quality fish feeds</li> <li>• Develop and promote technology for integrated use of Embankment areas for fish</li> <li>• Improved hatchery should be established locally</li> </ul>   |
| <b>7. Marginal farmers</b>   |   |
| <ul style="list-style-type: none"> <li>• Support for credit facilities and institutional capacity building, inputs and technology</li> </ul>   | <ul style="list-style-type: none"> <li>• Provide capital to enable them buying pure seed, fertilizer in time</li> <li>• Tenant farmers should be given interest free loan and crop insurance should be introduced</li> <li>• Agricultural loan including those for crops, Livestock and fishery should be made available through Krishi Bank at low interest/interest free without Security to marginal farmers</li> </ul>  |
| <b>II) Food Access</b>   |   |
| <b>Officials &amp; other stakeholders</b>  | <b>Farmers</b>  |
| <i>Intervention on storage</i>   | <ul style="list-style-type: none"> <li>• Establish cold storage and improvement of local</li> </ul>   |

|  |   |
|--|---|
| <ul style="list-style-type: none"> <li>• Establish cold storages</li> <li>• Establish seed storage for farmers</li> <li>• Strengthen training and demonstration for proper packaging</li> <li>• Provide credit and insurance facilities Increase storage facilities in the rural areas</li> </ul> <p><i>Marketing and trade</i></p> <ul style="list-style-type: none"> <li>• Construction of link road and feeder road</li> <li>• Development of cooperatives for group marketing</li> <li>• Strengthening market information system</li> <li>• Increase research on post harvest loss</li> </ul> <p><i>Value addition</i></p> <ul style="list-style-type: none"> <li>• Skill development of poor farmers and women</li> <li>• Strengthen IPM and ICM</li> <li>• Research for development of processed food products</li> <li>• Establish mini processing industries at farmers' level</li> <li>• Provide credit for processing industries</li> <li>• Ensure participation of women in value addition activities</li> <li>• Explore edible fruits of <i>Sundarbans</i> for nutrition and income</li> <li>• Generation of income of income of landless and distressed women through value addition activities.</li> </ul> | <p>markets particularly for perishable vegetables and fish</p> <ul style="list-style-type: none"> <li>• Protect from the Syndicate of traders through good market management</li> <li>• Loan/credit for perishable crops/vegetable, which is not available now should be introduced through Krishi Bank</li> <li>• should improve Local roads, transportation connecting local improved market</li> <li>• Should introduce Safety net card/program</li> </ul> |
| <p><b>III) Food utilization (Nutrition)</b></p>  |   |
| <p><b>Officials &amp; other stakeholders</b></p>   | <p><b>Farmers</b></p>   |
| <ul style="list-style-type: none"> <li>• Planned intervention on farming of crop, livestock and fishery</li> <li>• Support homestead gardening</li> <li>• Strengthen one home and one farm project activities for production of vegetables, fruits and livestock</li> <li>• Conduct nutritional survey</li> <li>• Support training for developing awareness in nutrition</li> <li>• Encourage production and utilization of safe food</li> </ul>   |   |
| <p><b>IV) Regional issues</b></p>  |   |
| <p><b>Officials &amp; other stakeholders</b></p>   |   |
| <ul style="list-style-type: none"> <li>• Excavation of canals for irrigation and drainage</li> <li>• Distribution of khas land to the landless through cooperatives</li> <li>• Marketing problem of agriculture products</li> <li>• Shortage of quality seeds</li> <li>• Population problem</li> <li>• Establish rail road to port</li> <li>• Support research for livestock</li> <li>• Shortage of electricity</li> <li>• Preserve white fish in the cold storage</li> <li>• Develop regional laboratories</li> <li>• Farmers' training for production and marketing</li> <li>• Provide subsidy for machinery</li> <li>• Need to enhance security for the fishermen working in the sea</li> <li>• Establish tourism centre for Sundarban</li> </ul>   |   |

## Record of Issues that Arose in the Regional Consultation on February 05, 2011 at Rural Development Academy (RDA), Bogra

A day long regional consultation on the CIP was held at the RDA conference room, Bogra on February 05, 2011. In the session Ad Spijkers, FAOR and Younus Ali, Additional Director, DAE were guests. The Director General, RDA, Mohammad Nazrul Islam ndc, chaired the session. Dr. Z. Karim moderated the process of discussion. A Farmers' Consultation was also held in parallel at RDA, chaired by DG, RDA, Mohammad Nazrul Islam ndc. In this session Mr. Ad Spijkers was Chief Guest. The CIP document was presented and discussed. A number of experts, academia, extension officials, Chamber, traders, private sector, public representative, NGOs and farmers actively participated in the open and group discussions on investment priority of CIP. Findings of both consultations were presented and discussed in the after noon Plenary Session.

The following points/issues were raised in open, group discussions and plenary session in the light of the programmes and priority interventions of CIP:

| <b>I) Food availability</b>   |   |
|---|---|
| <b>Officials &amp; other stakeholders</b>   | <b>Farmers</b>  |
| <b>1. Improved Water management and infrastructure for irrigation</b>   |   |
| <ul style="list-style-type: none"> <li>• Increase supply of electricity for irrigation</li> <li>• Support channel digging (deeply) by groups- for fish and irrigation</li> <li>• Capacity development of water users, providing river training and support protection of river bank erosion</li> <li>• Efficient use of irrigation water through surface water utilization and pre-cast cannels.</li> <li>• Development of water conservation technology</li> <li>• Conservation and reclamation of water bodies</li> </ul> | <ul style="list-style-type: none"> <li>• Irrigation canal should be made concrete</li> <li>• River/water reservoirs should be dredged/excavated</li> <li>• Losses from flood should be controlled</li> <li>• Support uninterrupted electricity for irrigation</li> </ul>  |
| <b>2. Soil fertility management</b>   |   |
| <ul style="list-style-type: none"> <li>• Promote improved soil health management practices, introduce crop rotation with legumes</li> <li>• Expansion of arsenic mitigation technology</li> <li>• Support farmers for application of fertilizers on the basis of soil test</li> <li>• Development of soil conservation technology</li> <li>• Need research on low pH problem of soils of Barind Tract</li> </ul>  | <ul style="list-style-type: none"> <li>• Soil testing kit should be made available</li> <li>• Quality testing facilities of fertilizer, irrigation and water be made locally available by the government free of cost</li> </ul>  |
| <b>3. Technology development &amp; transfer (integrated Research and extension for climate change))</b>   |   |
| <ul style="list-style-type: none"> <li>• Support development of short-duration draught tolerant variety of Aus and Aman rice crops</li> <li>• Development of cultural practices- mainly fertilizer, seedling age and short duration rice varieties</li> <li>• Promote sustainable agricultural method for USG, LCC, Drum seeder, OM, soil test, etc.</li> </ul>   | <ul style="list-style-type: none"> <li>• Supervision/Assistance of Sub-assistant agriculture officers (SAAOs) in DAE should be made available through accountability</li> <li>• Similar supervision positions should be made in Fisheries/Livestock department</li> <li>• Skill training for all (seed, crop cultivation, fish production, livestock rearing) should be provided in wide scale</li> </ul> |

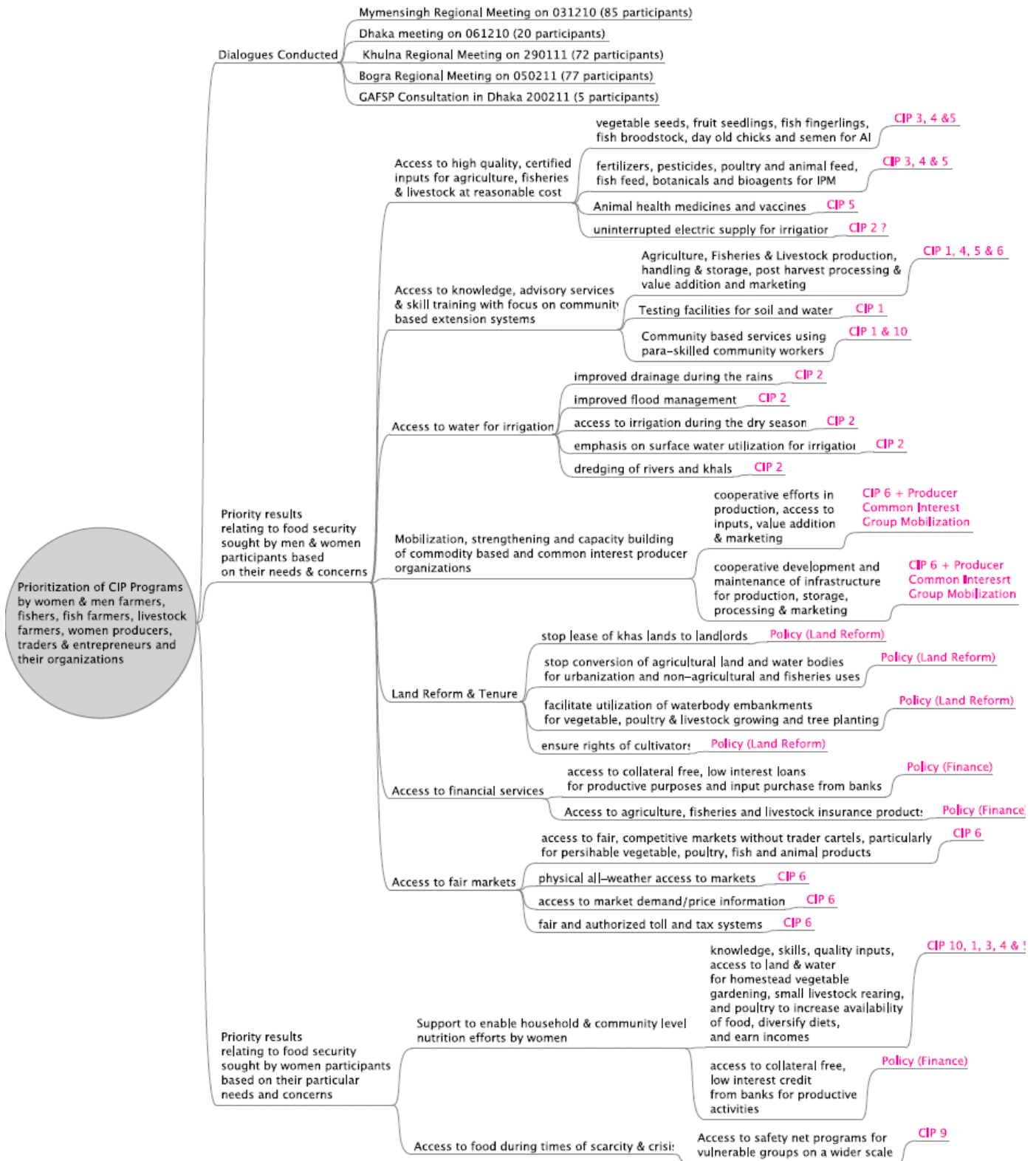
|   |  |
|---|--|
| <ul style="list-style-type: none"> <li>• Improvement of food security and livelihood through transfer of appropriate technology by group formation</li> <li>• Support homestead vegetable production programme</li> <li>• Cultivation of quick growing fruits- mango, jackfruit, papaya, banana, litchi and guava, etc.</li> <li>• Support inclusion of RDA in NARS system</li> <li>• Develop cropping zone for high value crops with support of agro-technology</li> <li>• Food production and associate departments should be coordinated for field level extension services</li> </ul> | <ul style="list-style-type: none"> <li>• Support farm mechanization to face labour crisis</li> <li>• Tree plantation program should include fruit trees</li> </ul>   |
| <b>4. Supply &amp; sustainable use of Inputs, land, etc</b>   |  |
| <ul style="list-style-type: none"> <li>• Subsidies should be given to the producers for inputs such as power (diesel, electricity), fertilizers, etc.</li> <li>• Support production of quality seeds by the farmer themselves.</li> </ul>   | <ul style="list-style-type: none"> <li>• Good quality seed/fertilizer should be ensured</li> <li>• Seed production through WISE be expanded</li> <li>• Price of all inputs including feeds should be reduced</li> <li>• Private seed production must be certified and bag should be accompanied with certificate by appropriate authority</li> </ul>   |
| <b>5. Livestock development</b>   |  |
| <ul style="list-style-type: none"> <li>• Establish disease diagnostic and feed analysis laboratory at Upazilla level</li> <li>• Support artificial insemination center, livestock center with manpower at Union level with transportation facilities</li> <li>• Review livestock policy in relation to private sector development</li> </ul>  | <ul style="list-style-type: none"> <li>• Quality medicine/vaccination should be made available by Government</li> <li>• Prices of feeds should be reduced; balance between cost of inputs &amp; produces be ensured</li> <li>• Ensure availability of good chicks at reasonable price</li> <li>• Import of milk be stopped or higher vat/tax be imposed</li> <li>• Ensure availability of quality Siemens of good breed (preferably imported)</li> <li>• Introduce Insurance scheme</li> </ul> |
| <b>6. Fishery development</b>   |  |
| <ul style="list-style-type: none"> <li>• Excavation and sanctuaries of water bodies for fish breeding and community based management of open water fisheries</li> </ul>   | <ul style="list-style-type: none"> <li>• Government managed brood bank should be established in each locality</li> <li>• Local marketing be improved and Export market of fish should be explored</li> <li>• Security free Bank loan/credit at low interest should be made available</li> <li>• Quality feed at reasonable price should be made available</li> <li>• Price of raw materials of feed may be reduced</li> </ul>  |
| <b>7. Cooperatives and credit</b>   |  |
| <ul style="list-style-type: none"> <li>• Establish producers' organizations</li> <li>• Organize fish farmers and fishers through community based cooperative organizations and provide need based training and credits</li> <li>• Support Cooperative marketing system</li> <li>• Build new institutes for distribution of credits for fisheries and livestock</li> </ul>   | <ul style="list-style-type: none"> <li>• Cooperative farming and marketing should be encouraged</li> <li>• Security free loan/credit from bank be made available</li> </ul>  |

|  |  |
|--|--|
| <ul style="list-style-type: none"> <li>• Credit should be given at minimum interest (service charge only)</li> </ul>   |  |
| <b>II) Food Access (Market information &amp; value addition)</b>   |  |
| <b>Officials &amp; other stakeholders</b>  | <b>Farmers</b>   |
| <p><i>Intervention on storage</i></p> <ul style="list-style-type: none"> <li>• Increase storage facilities of agricultural products at rural level by GOs and Private Sectors with establishment of special types of cold storage for specific products</li> <li>• Provide credit facility for establishment of cold storage and agribusiness,</li> <li>• Provide training on technical know how of product preservation and storage</li> <li>• Provide supports for cooling chain for carrying products to distance markets and linking farmer with business chain</li> </ul> <p><i>Marketing and trade</i></p> <ul style="list-style-type: none"> <li>• Enhance present marketing facilities (fish landing, and market infrastructures) in the region. Establish sufficient road network for easy movement and marketing of products</li> <li>• Support Cooperative marketing system for developing supply chains of farmers and middlemen</li> <li>• Need formulation of act on Farmers' right like consumer act</li> <li>• Establish Modern slaughter house and live poultry marketing facilities with manpower at the local market, The implementing agencies will be municipality, city corporation, Upazilla, Union Parishad</li> <li>• Support monitoring of farm level markets and agricultural products prices</li> <li>• Resolve problem of marketing of milk</li> <li>• Ensure involvement of some research and training institutions (like RDA, Bogra) in respect of conducting research and piloting some experiments</li> </ul> <p><i>Value addition</i></p> <ul style="list-style-type: none"> <li>• Support training on processing, value addition, preservation of agro-based products, and marketing</li> <li>• System development is needed in creating cropping zone for efficient production and marketing of product</li> <li>• Establishment of cropping zone specific processing plant and marketing network</li> <li>• Provide training and credit for establishing processing farms to the potential entrepreneurs</li> </ul> | <ul style="list-style-type: none"> <li>• Support Government procurement of foodgrain directly from farmers</li> <li>• Export market for potato and other produces</li> <li>• Tol/local tax should be reasonably fixed and displayed at market/announced by Government authority</li> </ul> |

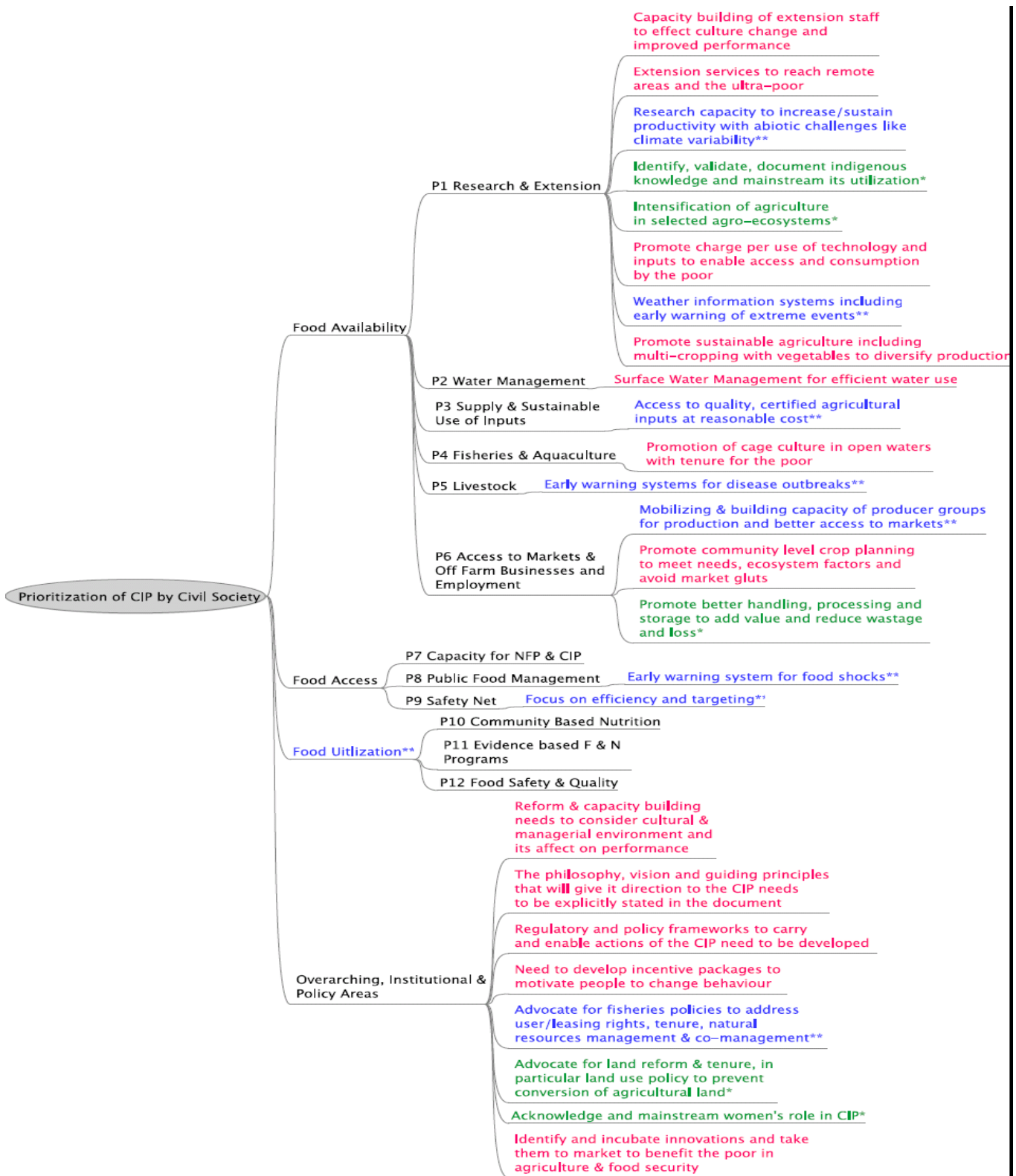


|  |                |
|--|----------------|
| <ul style="list-style-type: none"> <li>• Establish milk and meat processing plant</li> <li>• Piloting of food processing plant</li> </ul>  |                |
| <b>III) Food utilization (Nutrition)</b>   |                |
| <b>Officials &amp; other stakeholders</b>  | <b>Farmers</b> |
| <ul style="list-style-type: none"> <li>• Developing awareness on nutrition through media and training</li> <li>• Increase storage facilities of all types of foods</li> <li>• Food quality should be improved as per international standard</li> <li>• Food processing facilities should be developed (such as icing, chilling etc)</li> <li>• Food monitoring facilities should be increased in field level</li> <li>• Campaign on diversification of food habits which leads to creating demand in the market.</li> <li>• Livestock can play important rule for nutrition. Need to support processing and marketing of livestock products.</li> <li>• Expand VGD facilities for the fisher of different char lands and conserve water bodies and biodiversity</li> </ul>   |                |
| <b>IV) Regional issues</b>   |                |
| <b>Officials &amp; other stakeholders only</b>   |                |
| <ul style="list-style-type: none"> <li>• Strengthening regional research activities to cope with climate change situation</li> <li>• Development submergence and draught tolerant short duration rice varieties</li> <li>• Support dissemination of submergence tolerant rice varieties (BRRI Dhan 51 and 52) at farmers level</li> <li>• Develop marketing facilities in the region</li> <li>• Introduce leguminous crops into the cropping pattern</li> <li>• Strengthen research on new insects and diseases due to climate change</li> <li>• Promote application of lime in low PH soil areas for upland crops</li> <li>• Provide training to the sugarcane farmers and gur makers</li> <li>• Support management of control of fruit pests (bar fruit borer, mango hopper, etc.)</li> <li>• Support establishment of biogas plant in new areas</li> <li>• Develop retting facilities for jute crops</li> <li>• Support farmers' training on balanced fertilizers</li> <li>• Develop public-private partnership on tissue culture facilities</li> <li>• Support production of quality seeds by the farmer themselves</li> <li>• Develop new flexible HYVs to meet climatic hazards</li> <li>• Development of resource(water and soil etc) conserving technologies</li> <li>• Support fodder production by integrated farming</li> <li>• Support farmers for application of fertilizers on the basis of soil test</li> <li>• Develop appropriate cropping pattern for high Barind with short duration HYV Aus varieties</li> <li>• Promote conservation of rain water for cultivation of non-rice crops</li> <li>• Encourage crop diversification with greater thrust with ecological balance through integrated resource management practices</li> <li>• Adaptive trials for direct seeded rice cultivars.</li> </ul> |                |

Synthesis of Consultations with farmers, micro-entrepreneurs and their organizations



Synthesis of Consultations with Civil Society Organizations



**Record of Issues Arose in the Discussion Meeting on January 06, 2011 at Department of Agricultural Extension (DAE), Khamar Bari on CIP consultation**

Consultation was held at the DAE conference room on the morning of 6<sup>th</sup> January, 2011. The Director General of DAE Chaired the consultation. Ms. Lalita Bhattacharjee, FAO, made a well come remark on behalf of FAO. Dr. Z. Karim moderated the discussion. Systematic presentation and discussion were held on the various programme area and priority interventions.

The relevant issues emerged from the discussion are recorded:

- i. Explore a new programme area on climate change adaptation on sustainable production of crops, fishery and livestock, while the first programme area should be renamed as Integrated research and extension development.
- ii. Suggested Inclusion of the following under Programme # 1, (in addition to earlier Proposed focus and priority interventions):
  - Strengthening agricultural technology transfer system
  - Faster promotion of already mature technology for increasing productivity
  - Promote agriculture diversification (crops, fishery and livestock)
  - Establish soil health care management
  - Promote vegetable and fruit production
- iii. Under programme # 3: Strengthening Community-based seed production system needs to be included as an additional focus area. It is also suggested to include the Seed Certification Agency as an implementation agency.
- iv. Under programme # 6 (access to market): include capacity development initiatives to strengthen DAE.
- v. Under Programme # 2, 3, 6, and 10: include DAE as one of the agencies to be considered.
- vi. Deleting the name of projects from the list of implementing institutions, for example ASPS and NATP.

Regarding budget and priorities, DAE has been invited to recast the allocation and to provide information in the supplied template. Dr. Lalita made some point on nutrition education and programme. Dr Karim summed up the discussion. The chair also highlighted above points and concluded 3 hour consultation offering thanks to all.

**Record of Issues that arose in the Discussion Meeting on January 09, 2011 at Department of Fisheries, Motshabhavan on CIP consultation**

A Consultation on the CIP was held at the Department of Fisheries conference room in the morning of 9<sup>th</sup> January 2011. The Director General of DoF Mr. Mahbubur Rahman Chaired the consultation and Dr. Z. Karim moderated the process of discussion. The CIP document was discussed and the following points/issues were raised in the light of the programmes and priority interventions by the senior officials of DOF participating in meeting:

- i. Rename the Fishery Development Programme of the CIP document as Fisheries and Aquaculture Development.
- ii. Include following activities under Programme # 4, in addition to earlier focus interventions:
  - Marine and brackish water fisheries resources management and capacity development
  - Fisheries habitat restoration in the mangroves
  - Establishing disease diagnostic centre in DOF field offices
  - Fish Breeding ground development in brackish water system
  - Improved Sanctuary management in open water culture
- iii. Under programme # 6 (access to market): include capacity development for DoF and infrastructure development on storage, transportation, handling and marketing facilities.

There is an overall suggestion to include DoF in Programme # 1, 2, 6, 10 and 12 in addition to other institutions already included.

Regarding activities, DoF was invited to further provide priority investment areas and budget under the required template within one week. It was decided that DoF officials meet again with the CIP team after finalization of their recommendations in line with CIP document. Dr Karim summed up the discussion. The chair also highlighted two more areas of interventions: i) planning fisheries development considering the positive/and negative impacts of climate change; and ii) Capital dredging that would be required for water resource management and restoration of habitat for fisheries development (specially for Hilsa). He then concluded the consultation with thanks to all.

**Record of Issues that arose in the Discussion Meeting on January 10, 2011 at DLS, Farmgate on CIP consultation**

A Consultation on the CIP was held at the Department of Livestock Services (DLS) conference room in the morning of 10<sup>th</sup> January 2011. The Director General of DLS Mr. Asraf Ali Chaired the consultation and Dr. Z. Karim moderated the process of discussion. The CIP document was discussed and the following points/issues were raised in the light of the programmes and priority interventions by the senior officials of DLS participating in the meeting:

- i. The participants suggested inclusion of the following specific activities under Programme # 5, apart from the earlier Proposed focus and priority interventions:
  - Strengthen DLS with respect to a) increasing the professional strength b) developing modern infrastructure facility and c) imparting higher training abroad.
  - Strengthen disease research and vaccine production of DLS
  - Establishing veterinary disease diagnostic centre in DLS field offices
  - Strengthen AI services of DLS with development of infrastructure (storage, transportation) and manpower
  - Strengthen disease surveillance system of DLS
  - Improvement of indigenous chicken
  - Promote public private partnership for livestock development
  - Support research on feeds and fodder
  - Support establishing reliable livestock data base
  - Promote farmer's training for livestock development
  
- ii. In programme # 6 on access to market, the participants highlighted the inclusion of DLS for Promotion of community based supply chain development for livestock products (e. g, Community based contract growers, Rural Chilling Centre, storage, value addition, etc)

There is an overall suggestion to include DLS in Programme # 1, 6, 8, and 10 in addition to other institutions already included.

Regarding activities, DLS was invited to provide revised investment priorities and related budget under the required template within one week. Dr Karim summed up the discussion. The chair also highlighted above points. He then concluded the consultation with thanks to all.

### **Record of Issues that arose in the Discussion Meetings on January 13, 2011 and March 16 at Bangladesh Agricultural Research Council (BARC), Farmgate on CIP consultation**

A Consultation on the CIP was held at the BARC conference room in the morning of 13<sup>th</sup> January, 2011. The Chairman of BARC Dr Wais Kabir chaired the consultation, Mr. Ad Spijkers, FAOR made introductory speech highlighting importance of CIP and role of NARS. Dr. Z. Karim moderated the process of discussion. The CIP document was discussed and the following points/issues were raised in the light of the programmes and priority interventions by the heads of the NARS institutes participating in the meeting:

- Livestock and Fishery research is missing in the programmes - P1 and P5 of CIP
- Include arsenic problem and micro nutrients issues for soil health management.
- Participation of NGOs and private sector in seed distribution was highlighted.
- Suggested inclusion of CGIAR, IRRI, ILRI, CYMMYT and World Fish in # 7. (Institutions involved) under Programme P5 of CIP.
- Enhance capacity of NARS in terms of infrastructure and HRD.
- Specific attention need to be given on HRD development for project implementation, management, monitoring and evaluation.
- Need to support technology development for summer season hybrid vegetables.
- Develop technology for unfavourable eco-system including southern delta, charland and Monga affected areas.
- Support technology generation on post- harvest and pre-harvest loss minimization

The chair mentioned that BARC has worked on identification of research priorities for 2020. It is still a draft and he assured to provide the draft within a week in order to work on the areas of NARS priorities. He then concluded the consultation with thanks to all.

Another meeting took place between BARC and the CIP formulation team on March 16 to further discuss Investment Programme 1 on “Sustainable and diversified agriculture through integrated research and extension”. The meeting agreed that investments should address the following: (i) capacities of research agencies and partners to respond to the current and emerging challenges including climate change, (ii) research activities to develop and propagate effective solutions to enhance productivity, diversify food production and increase resilience to climate change. Moreover, it was agreed that the CIP provisions would be taken into account in the upcoming agricultural strategy under preparation.

**Record of Issues that arose in the Discussion Meeting on January 17, 2011 at Directorate-General of Health Services (DGHS), Mahakhali, on CIP consultation**

A Consultation on the CIP was held at the conference room of DGHS of the Ministry of Health and Family Welfare (MOHFW) in the afternoon of 17<sup>th</sup> January, 2011. The Director Planning and Research, DGHS, chaired the consultation and gave well come address. Dr. Z. Karim moderated the process of discussion.

The CIP document was discussed and the following points/issues were raised in the light of the programmes and priority interventions by the officials of DGHS participating in the meeting:

- Support for scaling up of nutrition interventions in the country.
- Expand and empower community clinic
- Support complementary feeding program for children
- Strengthen national nutritional services under DGHS

The chair also highlighted importance of reducing malnutrition problem of the children and women. He mentioned that written feed back will be provided within a week and Dr Mustafizur Rahman will coordinate this. He then concluded the consultation with thanks to all.



**Record of Issues that arose in the Discussion Meeting on January 18, 2011 at Department of Food, Khadday Bhavan, on CIP consultation**

A Consultation on the CIP with the Department of Food (DoF) of the Ministry of Food and Disaster Management (MoFDM) in the DoF's conference room in the afternoon of 18<sup>th</sup> January 2011. The Director General chaired the consultation and gave well come address. Dr. Z. Karim moderated the process of discussion.

The CIP document was discussed and the following points/issues were raised in the light of the programmes and priority interventions by the officials of Department of Food and Disaster Management & Relief Division participating in the meeting:

- Support for automation of public food distribution system with introduction of ICT
- Support establishment of modern storage facilities
- Support institutional capacity building in terms of HRD and infrastructure
- Develop institution for research, planning and policy issues
- Strengthening capacity for implementation of redesigned safety net programmes

The chair also highlighted above issues. He mentioned that written feed back will be provided within a week and concluded the consultation with thanks to all.

## ANNEX 2: RESULTS FRAMEWORK

The Results Framework defines the CIP strategic vision, in terms of goals and expected results to be achieved for improving food security in Bangladesh. The Results Framework also represents the key reference for guiding CIP implementation and monitoring the progress towards the expected results.

CIP Results are reflected into a three level results chain which defines a coherent architecture of logically linked expected Impacts (CIP Components), Outcomes (CIP Programmes) and Outputs (CIP Investment Interventions). The CIP results chain planning is based on the logical framework methodology and on the key assumption that the effective implementation of the identified investment interventions will contribute to the achievement of the related expected Outcomes and Impacts.

The CIP Results planning process is a top-down exercise which answers to the following flow of questions:

- 1) *“In which areas do we have to work to improve food security in the country? What are the expected impacts of our efforts?”*

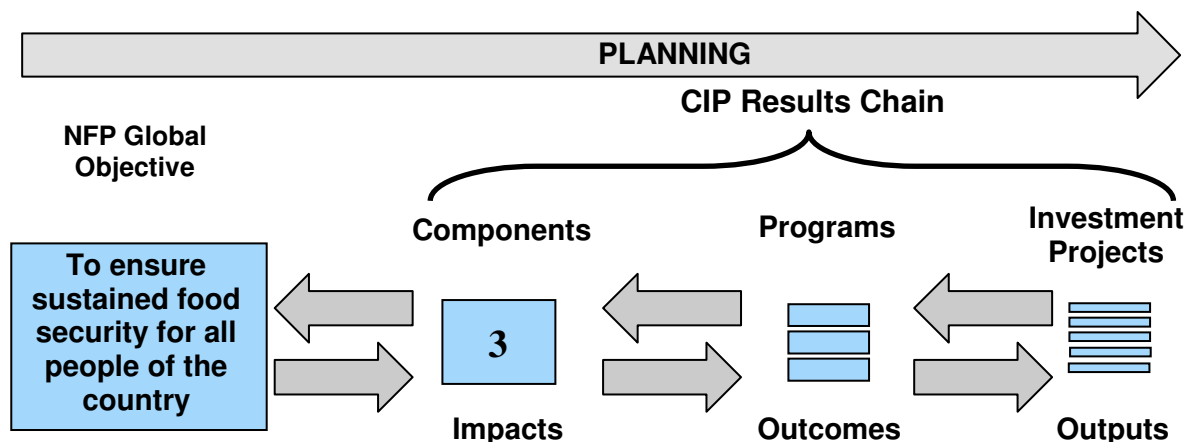
The answer to these questions led to the formulation of three Impact statements associated to each of the CIP components addressing Food Availability, Food Access and Food Utilization.

- 2) *“What are the programmes to be implemented for contributing to the achievement of the CIP Expected Impacts? What are the Outcomes we want to achieve through the implementation of the CIP programmes?”*

This question led to the identification of the twelve CIP Programmes, each of them associated to an Expected Outcome statement (five on Food Availability; four on Food Access; three on Food Utilization).

- 3) *“What are the key investment interventions which are required to contribute to the achievement of the CIP expected Outcomes?”*

The answer provided brought to the identification of thirty nine priorities investment areas.



CIP expected Impacts describe the intended changes in the development context as measured by people’s well-being, while expected Outcomes reflect the medium-term development results that investment interventions are seeking to achieve. Findings from the CIP Monitoring and Evaluation processes will support the assessment of the relevance of the identified investment interventions and the extent to which they contribute to the achievement of CIP Outcomes and Impacts.

The identified CIP Results are coherent with relevant key national strategic documents, such as the National MDGs and the National Food Policy (NFP), and reflect the findings of the CIP Prioritization and Costing exercises.

SMART Results (specific, measurable, achievable, relevant and time-bound) are defined in the Results Framework Matrix at Impact and Outcome levels, providing a set of measurable targets, baselines and performance proxy indicators. In particular, Component level results (Targets, Baseline and Indicators) have been extracted from the National MDG and the National Food Policy (NFP) Plan of Action (PoA). Each of the 12 CIP Programmes is associated with one Expected Outcome Statement, a set of proxy performance indicators and baseline information. Most of the Programme Indicators and Baselines have been extracted from the NFP PoA.

| NFP OVERALL GOAL   |  |                              |                               |                      |
|--|--|------------------------------|-------------------------------|----------------------|
| No   | PROXI INDICATORS   | BASE LINE**                  | TARGETS                       | VERIFICATION SOURCES |
| <b>To ensure dependable sustained food security for all people of the country at all times</b> |  |                              |                               |                      |
| a  | Number and prevalence of undernourished people                 | 39.3 million / 35% (1990-92) | 19.65 million / 17.5% by 2015 | FAO SOFI             |
| b  | Prevalence of stunting   | 43% (2007)                   | 33% by 2015                   | BDHS                 |
| c  | Prevalence of underweight children under five years of age (%) | 45% (MDG Report 2009)        | 33% (National MDG-1)          | BDHS-NIPORT          |



| CIP EXPECTED IMPACT |                   |  |                  |   |   |                              |                     |
|---------------------|-------------------|--|------------------|---|---|------------------------------|---------------------|
| No                  | COMPONENTS        | EXPECTED IMPACT STATEMENTS   | PROXI INDICATORS | BASE LINE**   | TARGETS (to be achieved by end of 2015) | VERIFICATION SOURCES         |                     |
| 1                   | Food availability | Adequate and stable supply of safe and nutritious food is achieved             | 1.1              | Rate of growth of food GDP in constant prices                         | TBC                                     | To be defined in the 6th FYP | BBS                 |
|                     |                   |  | 1.2              | Key food import dependency  | TBC                                     | To be defined in the 6th FYP | BBS                 |
|                     |                   |  | 1.3              | Coefficient of variation of rice production over the last 10 years    | 0.1 (00/01 to 09/10)                    | 0                            | BBS                 |
|                     |                   |  | 1.3              | Share of rice value added in total food value added in current prices | 59% (07-08)                             | To be defined by GoB         | BBS                 |
| 2                   | Food access       | Increased purchasing power and access to food of the people                    | 2.1              | Absolute DCI poverty rate (<2122 kcal)                                | 40% (2005)                              | 24% (MDG 1, target 1.9)      | MDG Report          |
|                     |                   |  | 2.2              | Hard Core DCI poverty rate (<1805 kcal)                               | 19.5% (2005)                            | 14% (MDG 1, target 1.10)     | BBS                 |
|                     |                   |  | 2.4              | Poverty gap ratio (%)   | 9% (2005)                               | 8% (MDG 1, target 1.2)       | MDG Report          |
|                     |                   |  | 2.5              | Food price inflation  | Food CPI (average 06-09)                | Below 10%                    | Bangladesh Bank/BBS |
|                     |                   |  | 3.1              | National Dietary Energy Supply (DES) from Cereals (%)                 | 69% (2010)                              | Recommended 60%              | HIES                |
| 3                   | Food Utilization  | Adequate nutrition achieved for all individuals, especially women and children | 3.2              | Chronic Energy Deficiency (CED) prevalence among women (BMI <18.5%)   | 32% (2005)                              | 20% by 2015                  | BBS/HKI             |
|                     |                   |  | 3.3              | Prevalence of iodine deficiency among women (goitre), %               | 11.7% (2004-05)                         | < 5                          | BBS/UNICEF          |
|                     |                   |  | 3.4              | Prevalence of iron deficiency anaemia during pregnancy, %             | 46 (2004)                               | <20 (WHO/UNICEF threshold)   | Various surveys     |

| CIP COMPONENTS / IMPACTS |                   |   | CIP PROGRAMMES / OUTCOMES |   |   |              |   |                |   |
|--------------------------|-------------------|---|---------------------------|---|---|--------------|---|----------------|---|
| No                       | COMPONENTS        | EXPECTED IMPACT STATEMENTS  | No                        | Programme Titles  | PROGRAMME EXPECTED OUTCOMES   | No           | OUTCOME PROXI INDICATORS  | BASE LINES     | VERIFICATION SOURCES                          |
| 1                        | Food Availability | Adequate and stable supply of safe and nutritious food achieved at national level | 1.1                       | (1) Sustainable and diversified agriculture through integrated research and extension     | Productivity is enhanced, food production is diversified and resilience to climate change is increased through effective generation and propagation of sustainable technical solutions. | 1.1.1        | No of new rice varieties adapted to CC (1.1.1 PoA Monitoring Report)                              | 5              | BIRRI   |
|                          |                   |   |                           |   |   | 1.1.2        | No of new non-rice varieties developed (maize, wheat and pulses) (1.1.2 PoA Monitoring Report)    | 2              | BARI/BINA/BAU                                 |
|                          |                   |   |                           |   |   | 1.1.3        | No of extension workers trained on CC adaptation  | TBC            | MoA / Project Mgmt Teams                      |
|                          |                   |   |                           |   |   | 1.1.4        | No. of farmers that benefitted from training or information campaign programmes on CC adaptation. | TBC            | MoA / Project Mgmt Teams                      |
|                          |                   |   |                           |   |   | 1.1.5        | No of trained farmers applying sustainable/cc adapted agriculture practices                       | TBC            | MoA / Project Mgmt Teams / Evaluation Reports |
|                          |                   |   | 1.2                       | (2) Improved Water Management and Infrastructure for Irrigation Purposes                  | Sustainable and efficient water management is ensured for responding to farmer needs  | 1.2.1        | % of cropped area under irrigation (1.2.1 PoA Monitoring Report)                                  | 44.38% (07-08) | BBS   |
|                          |                   |   |                           |   |   | 1.2.2        | 2. Surface water irrigation area as % of total irrigation area (1.2.2 PoA Monitoring Report)      | 23.26% (07-08) | BBS   |
|                          |                   |   |                           |   |   | 1.2.3        | Irrigation cost as % of total Boro production cost (1.2.3 PoA Monitoring Report)                  | 16.21% (08-09) | FPMU / MoA                                    |
|                          |                   |   | 1.2.4                     | Coefficient of variation of water flows in dry season major rivers over previous 10 years | TBC   | BWDB / WARFO |   |                |   |
|                          |                   |   | 1.3                       | (3) Improved quality of input and soil fertility  | Access to quality inputs is improved and soil fertility is enhanced.  | 1.3.1        | Seeds supply as % of agronomy requirements  | Rice           | TBC   |
| Wheat                    | TBC               |   |                           |   |   |              |   |                |   |
| Maize                    | TBC               |   |                           |   |   |              |   |                |   |
| Potato                   | TBC               |   |                           |   |   |              |   |                |   |
| Pulses                   | TBC               |   |                           |   |   |              |   |                |   |
| Vegetables               | TBC               |   |                           |   |   |              |   |                |   |
| Oil Seeds                | TBC               |   |                           |   |   |              |   |                |   |

|        |   |   |                         |   |                 |         |     |
|--------|---|---|-------------------------|---|-----------------|---------|-----|
| 1.4    | (4) Fisheries & Aquaculture Development   | Sustainable increase of fishery production through improved technology and natural resources management | 1.3.2                   | Supply of urea as % of estimated requirements (1.3.2 PoA Monitoring Report) | 98.01           | MoA     |     |
|        |   |   | 1.3.3                   | Supply of TSP as % of estimated requirements (1.3.3 PoA Monitoring Report)  | 53.68           | MoA/BBS |     |
|        |   |   | 1.3.4                   | Supply of MoP as % of estimated requirements (1.3.4 PoA Monitoring Report)  | 56.25           | MoA/BBS |     |
|        |   |   | 1.3.5                   | Increase in major crops production in thousand MT                           | 2005-07 average | 2,635   | BBS |
|        |   |   |                         |   | Rice            | 816     |     |
|        |   |   |                         |   | Wheat           | 593     |     |
|        |   |   |                         |   | Maize           | 4,728   |     |
|        |   |   |                         |   | Potato          | 284     |     |
|        |   |   |                         |   | Pulses          | 2,261   |     |
|        |   |   | 1.3.6                   | Increase in major crops yields (MT/Ha) as a %                               | 2004-07 average | 3       | BBS |
|        |   |   |                         |   | Rice            | 1.7     |     |
|        |   |   |                         |   | Wheat           | 2.28    |     |
|        |   |   |                         |   | Maize           | 15      |     |
| Potato | 0.33  |   |                         |   |                 |         |     |
| Pulses | 3   |   |                         |   |                 |         |     |
| 1.4.1  | GDP from fishery sector as % of agriculture GDP (excluding forest), at constant price 1995-1996 (1.4.4 PoA Monitoring Report) | Vegetables  | 0.39                    | BBS   |                 |         |     |
|        |   | Oil Seeds   | 11.33 (05-07 average)   |   |                 |         |     |
|        |   | Important Fruits  | 24.27% (08-09)          |   |                 |         |     |
| 1.4.2  | % Increase in fishery exports meeting international quality standards   | US\$167 million worth of shrimps in 2005-07   | Export Promotion Bureau |   |                 |         |     |

|             |   |   |               |  |   |   |   |       |  |                |                                  |   |
|-------------|---|---|---------------|--|---|---|---|-------|--|----------------|----------------------------------|---|
| 2           | Food Access   | Increased purchasing power and access to food of the people | 2.1           | (6) Improved access to markets, value-addition in agriculture, and to non farm incomes | Value chains are developed contributing to better access to food and increased rural incomes. | (5) Livestock Development, with a focus on poultry and dairy production | Sustainable increase of livestock production is developed through improved technology, better animal health and resilient management practices. | 1.4.3 | % increase in national aquaculture production  | TBC            | FAO                              |   |
|             |   |   |               |  |   |   |   | 1.5.1 | GDP from poultry/livestock sector as % of agricultural GDP (excluding forest, at constant price 1995-96) (1.4.3 PoA Monitoring Report) | 14.48% (08-09) | BBS                              |   |
|             |   |   |               |  |   |   |   | 1.5.2 | % increase of artificial insemination  | TBC            | Department of Livestock Services |   |
|             |   |   |               |  |   |   |   | 1.5.3 | % of reduction of poultry deaths   | TBC            | Department of Livestock Services |   |
|             |   |   |               |  |   |   |   | 2.1.1 | Difference between farm gate and retail price of selected goods  | Coarse rice    | TBC                              | Agricultural Marketing Department / BBS |
|             |   |   |               |  |   |   |   |       |  | Lentil         | TBC                              |   |
|             |   |   |               |  |   |   |   |       |  | Onion          | TBC                              |   |
|             |   |   |               |  |   |   |   |       |  | Potato         | TBC                              |   |
|             |   |   |               |  |   |   |   | 2.1.2 | % difference between wholesale and retail prices in Dhaka City (1.7.1 PoA Monitoring Report)   | Coarse rice    | 9.98 (07-08)                     | NFP-CSP based on DAM data               |
|             |   |   |               |  |   |   |   |       |  | Lentil         | 13.24 (07-08)                    |   |
| Onion       | 16.57 (07-08)   |   |               |  |   |   |   |       |  |                |                                  |   |
| Potato      | 10.5 (07-08)  |   |               |  |   |   |   |       |  |                |                                  |   |
| Mustard oil | 16.59 (07-08)   |   |               |  |   |   |   |       |  |                |                                  |   |
| 2.1.3       | Difference between mill gate/import prices and retail prices of fertilizers                 | Fish (ruhi)   | 29.34 (07-08) | Agricultural Marketing Department / BBS  |   |   |   |       |  |                |                                  |   |
|             |   |   | TBC           |  |   |   |   |       |  |                |                                  |   |
| 2.1.4       | Variation of per capita rural incomes in real terms   | Tk. 1246  | HIES BBS      |  |   |   |   |       |  |                |                                  |   |
| 2.1.5       | Rural women self-employed, as % of total rural women employed (2.5.4 PoA Monitoring Report) | 11.6% (05-06)   | BBS           |  |   |   |   |       |  |                |                                  |   |
| 2.1.6       | Rural women engaged in unpaid family work, % of total rural women employed (2.5.5 PoA)      | 71.8% (05-06)   | BBS           |  |   |   |   |       |  |                |                                  |   |

|   |                  |  |     |  |  |     |  |  |       |  |   |                |                    |   |                        |   |   |       |  |   |         |   |                   |  |
|---|------------------|--|-----|--|--|-----|--|--|-------|--|---|----------------|--------------------|---|------------------------|---|---|-------|--|---|---------|---|-------------------|--|
| 3 | Food Utilization | Adequate nutrition achieved for all individuals, especially women and children | 3.1 | (10) Community based nutrition programmes and services | Nutrition and health are improved at community level through integrated short and long term interventions. | 2.4 | (9) Institutional Development and Capacity Development for more effective safety nets. | Effectiveness and targeting of social safety net programmes are improved through strengthened institutional capacities to design and implement them. | 2.4.1 | Budgeted coverage of VGF and VGD, million cards (2.4.1 PoA Monitoring Report)                  | 7.86 (09-10)  | MoFDM          | Monitoring Report) | 0 | CIP Monitoring Reports |   |   |       |  |   |         |   |                   |  |
|   |                  |  |     |  |  |     |  |  | 2.4.2 | % of safety net programmes expenditure over safety net budget                                  | VGD   | 0.60 (09-10)   |                    |   |                        | MoF   |   |       |  |   |         |   |                   |  |
|   |                  |  |     |  |  |     |  |  | 3.1.1 | % of poor households raising home gardening and backyard poultry (3.3.1 PoA Monitoring Report) | 47% (2007)  | HKI / CMN /BBS |                    |   |                        |   |   |       |  |   |         |   |                   |  |
|   |                  |  |     |  |  |     |  |  | 3.1.2 | Proportion of children receiving minimum acceptable diet at 6-23 months of age as a %          | 42% (2007)  | BDHS           |                    |   |                        |   |   |       |  |   |         |   |                   |  |
|   |                  |  |     |  |  |     |  |  | 3.1.3 | Share of cereals in dietary energy supply  | 73% (2005)  | BBS            |                    |   |                        |   |   |       |  |   |         |   |                   |  |
|   |                  |  |     |  |  |     |  |  | 2.2   | (7) Strengthened capacities for implementation and monitoring of NFP and CIP actions           | National capacities to design, implement and monitor NFP PoA and investment operations are strengthened | 2.2            |                    |   |                        | National capacities to design, implement and monitor NFP PoA and investment operations are strengthened | Enhanced efficiency and effectiveness of Public Food Management Systems | 2.3   | (8) Enhanced Public Food Management Systems                            | Enhanced efficiency and effectiveness of Public Food Management Systems | 2.2.1   | No. and value of new investment operations nationally designed  | 0                 | CIP Monitoring Reports                         |
|   |                  |  |     |  |  |     |  |  |       |  |   |                |                    |   |                        |   |   |       |  |   | 2.2.2   | CIP available budget execution performance (%)  | 0%                | CIP Monitoring Reports                         |
|   |                  |  |     |  |  |     |  |  |       |  |   |                |                    |   |                        |   |   |       |  |   | 2.3.1   | Effective grain storage capacity at close of fiscal year in mt (1.11.1 PoA Monitoring Report)   | 1,473,217 (08-09) | Weekly Foodgrain Situation Report, MIS DG Food |
|   |                  |  |     |  |  |     |  |  |       |  |   |                |                    |   |                        |   |   |       |  |   | 2.3.2   | Quantity of rice distributed through OMS as % of total supply (1.11.4 PoA Monitoring Report)  | 0.6% (08-09)      | FPMU/BBS                                       |
|   |                  |  |     |  |  |     |  |  |       |  |   |                |                    |   |                        |   |   |       |  |   | 2.3.3   | Ratio of foodgrain quantity distributed by MoFDM through GR and VGF (in kg) and number of individuals affected by natural disasters in that particular year (2.2.2 PoA Monitoring Report) | 88 (2009)         | NFPCSP   |
|   |                  |  |     |  |  |     |  |  | 2.3   | (8) Enhanced Public Food Management Systems  | Enhanced efficiency and effectiveness of Public Food Management Systems                                 | 2.3            |                    |   |                        | Enhanced efficiency and effectiveness of Public Food Management Systems                                 | Enhanced efficiency and effectiveness of Public Food Management Systems | 2.3.4 | Public food grain domestic procurement as a % of food grain production | TBC   | DG Food |   |                   |  |
|   |                  |  |     |  |  |     |  |  |       |  |   |                |                    |   |                        |   |   | 2.3.5 | Public food grain import as a % of food grain supply                   | TBC   | DG Food |   |                   |  |





| No | COMPONENTS        | EXPECTED IMPACT STATEMENTS  | No    | Programme Titles  | PROGRAMME EXPECTED OUTCOMES   | No.   | Priority Interventions  |       |  |
|----|-------------------|---|-------|---|---|---|---|-------|--|
| 1  | Food Availability | Adequate and stable supply of safe and nutritious food achieved at national level | 1.1   | (1) Sustainable and diversified agriculture through integrated research and extension   | Productivity is enhanced, food production is diversified and resilience to climate change is increased through effective generation and propagation of sustainable technical solutions. | 1.1.1   | Enhance research & knowledge generation and adoption to increase agricultural productivity and diversity in a sustainable manner                |       |  |
|    |                   |   |       |   |   | 1.1.2   | Improve extension services to propagate knowledge & practices, supported by community-based experimentation & learning and indigenous knowledge |       |  |
|    |                   |   | 1.2   | (2) Improved Water Management and Infrastructure for Irrigation Purposes  | Sustainable and efficient water management is ensured for responding to farmer needs  | 1.1.3   | Promote the development of responses to adapt agricultural systems to climate change  | 1.2.1 | Improve water management in water distribution systems and at farm level                           |
|    |                   |   |       |   |   | 1.2.2   | Improve & increase efficiency of surface water irrigation, in particular in the south   | 1.2.2 | Improve & increase efficiency of surface water irrigation, in particular in the south              |
|    |                   |   |       |   |   | 1.2.3   | Reduce impact of saline water intrusion in the South  | 1.2.3 | Reduce impact of saline water intrusion in the South   |
|    |                   |   |       |   |   | 1.2.4   | Enhance river water flow to the South   | 1.2.4 | Enhance river water flow to the South  |
|    |                   |   | 1.3   | (3) Improved quality of input and soil fertility  | Access to quality inputs is improved and soil fertility is enhanced.  | 1.3.1   | Enhance availability of agricultural inputs, tested and certified for quality of diversified crops  | 1.3.1 | Enhance availability of agricultural inputs, tested and certified for quality of diversified crops |
|    |                   |   |       |   |   | 1.3.2   | Develop public private partnerships through capacity development  | 1.3.2 | Develop public private partnerships through capacity development                                   |
|    |                   |   |       |   |   | 1.3.3   | Improve and increase sustainability of soil fertility management  | 1.3.3 | Improve and increase sustainability of soil fertility management                                   |
|    |                   |   | 1.4   | (4) Fisheries & Aquaculture Development   | Sustainable increase of fishery production through improved technology and natural resources management   | 1.3.4   | Facilitate access to credit and other financial services by smallholders and the rural poor   | 1.3.4 | Facilitate access to credit and other financial services by smallholders and the rural poor        |
|    |                   |   |       |   |   | 1.4.1   | Develop small scale aquaculture, through access to quality inputs, advice and skills  | 1.4.1 | Develop small scale aquaculture, through access to quality inputs, advice and skills               |
|    |                   |   |       |   |   | 1.4.2   | Improve management of fisheries resources   | 1.4.2 | Improve management of fisheries resources  |
|    |                   |   |       |   |   | 1.4.3   | Develop public private partnerships in support of infrastructure and services development   | 1.4.3 | Develop public private partnerships in support of infrastructure and services development          |
|    |                   |   | 1.4.4 | Promote production in the South through sustainable shrimp and prawn development and community based co management of wetlands. | 1.4.4   | Promote production in the South through sustainable shrimp and prawn development and community based co management of wetlands. |   |       |  |



|             |   |              |   |       |  |  |   |
|-------------|---|--------------|---|-------|--|--|---|
| Utilization | nutrition achieved for all individuals, especially women and children | and services | level through integrated short and long term interventions. | 3.1.2 | Support community based efforts of homestead gardening, rearing small livestock, aquaculture and awareness building for improved nutrition   |  |   |
|             |   |              |   | 3.1.3 | Link long term with immediate treatment of acute malnutrition, in particular through therapeutic and supplementary feeding   |  |   |
|             |   |              |   | 3.2.1 | Undertake updated & comprehensive national survey of food consumption & food composition   |  |   |
|             |   |              |   | 3.2.2 | Undertake study of dietary diversification and supplementation needs and develop advocacy, awareness and educational materials to facilitate behavioural change in eating habits and practices |  |   |
|             |   |              |   | 3.2.3 | Strengthen national capacities in surveying and analysis to facilitate evidence based decisions  |  |   |
|             |   |              |   | 3.3.1 | Improve surveillance system of food borne illnesses  |  |   |
|             |   |              |   | 3.3.2 | Develop and enhance capacities of laboratories and systems for food quality assurance and safety and control of food   |  |   |
|             |   |              |   | 3.2   | (11) Orient food and nutrition program through data  | Effective information supports planning, monitoring and evaluation of food security policies and interventions.          | ↕ |
|             |   |              |   | 3.3   | (12) Food Safety and Quality Improvement   | Knowledge based planning and implementation of food security policies and interventions are based on improved knowledge. |   |

**ANNEX 3: PROGRAMMES DESCRIPTION TABLES (AN UPDATED VERSION HAS YET TO BE DRAFTED)**

## ANNEX 4: COST AND FINANCING

This Annex provides background data and calculation tables used to estimate costs and financing requirements. In this Annex, the term “project” is used to describe on-going and planned investment interventions whether or not they represent actual projects (e.g. financed by some DPs) or development activity streamlined in the Government system. The ADP (Annual Development Programme) is the tool used by the Government to gather “projects” approved to be supported within the next five year time frame. All investment undertaken by the Government are channelled through it. In turn, part of the DP contribution is channelled through the ADP (i.e. complementing the budget contributions to projects); part is channelled outside of the ADP, e.g. when DPs finance NGOs to undertake certain activities. Annex 4 is divided in 3 sections:

1. Table 4.1 provides the summary cost tables by CIP component and sub-components;
2. Tables 4.2 to 4.4: DPs on-going financing (both through ADP and non ADP) and potential future contributions;
3. Tables 4.5 and 4.6: database of respectively all on-going “projects” relevant to the CIP (to calculate available financing) and intended future “projects” as a means to evaluate further needs (financing gap)

The exchange rate used for calculation is US\$ 1 = Taka 69.5

### Explanations on Table 4.1

Table 4.1 represents the synthesis of an inventory of projects selected through an inclusive process of consultation among different stakeholders. The cost revision implied a more accurate analysis of the ongoing investments and a thorough consultation on the upcoming and desired areas of investment (including projects in the pipeline). A template was circulated among the GOB Agencies and Departments most involved in the implementation of CIP.

The structure of Table 4.1 follows the CIP Programme and Focus and priority areas of intervention (sub-programmes), indicating for each of the programmes the budget available for relevant investments and the total additional requirement. The CIP implementation period was taken as a reference (July 2010 – June 2015). An estimate of the budget allocation for the reference period was done when the information was not available.

Table 4.1 is structured in three main areas:

- Ongoing investments: The amount allocated by programme and sub-programmes is indicated in Column A. The information derives from a mapping exercise aimed to identify the ongoing investments of the most relevant GOB agencies and department, channelled through the Annual Development Programme (ADP). Column B and Column C specify the source of funding, with almost equal contributions from GOB ADP

budget and Development partners' contribution (DPs). Total amount of current investments is **US\$ 3.0 billion**, 39% for the Food Availability component, 52% for Food Access and 9% for Food Utilization.

- Additional requirement for new investments: purpose of the CIP was also to fine tune the areas of investments to contribute to the CIP impact and outcomes. The amounts in Column D are estimates of the required investments indicated by the stakeholders' priorities. In some cases the needs indicated by the implementing agencies were rationalized to better fit with various institutional constraints and the potential capacity of absorption. The total of additional requirements is **US\$ 4.9 billion**, with a share of around 59% in Food Availability, 30% in Food Access and 11% Food Utilization.

Post prioritization requirements: the consultation process led to a fine tuning of the programmes and consequently to a prioritization of the investment requirement by sub-programmes. The criteria leading to a classification of priorities between Top and Low are explained in the main report. The total amount post prioritization is US\$ 3.3 billion, 58% in Food Availability, 30% in Food Access and 12% in Food Utilization.

**Table 4.1: Existing Financing and Incremental Cost per programme and sub-programme**

| ID | CIP Component     | CIP Programme   | Sub programmes | Rank  | Ongoing projects      |                 | New Projects    |                              |                                 |               |
|----|-------------------|---|----------------|---|-----------------------|-----------------|-----------------|------------------------------|---------------------------------|---------------|
|    |                   |   |                |   | Total approved budget | Approved by GOB | Approved by DPs | Total additional requirement | Post prioritization requirement |               |
| 1  | Food Availability | Sustainable and diversified agriculture through integrated research and extension | 1              | Enhance research & knowledge generation and adoption to increase agricultural productivity and diversity in a sustainable manner                | H                     | 31.87           | 3.16            | 28.71                        | 155.05                          | 108.53        |
|    |                   |   | 2              | Improve extension services to propagate knowledge & practices, supported by community-based experimentation & learning and indigenous knowledge | H                     | 136.80          | 30.70           | 106.10                       | 395.66                          | 276.96        |
|    |                   |   | 3              | Promote the development of responses to adapt agricultural systems to climate change  | T                     | 5.50            | -               | 5.50                         | 93.54                           | 84.19         |
|    |                   |   |                | <b>TOTAL</b>  |                       | <b>174.16</b>   | <b>33.86</b>    | <b>140.30</b>                | <b>644.25</b>                   | <b>469.68</b> |
| 2  | Food Availability | Improved water management and infrastructure for irrigation purposes              | 1              | Improve water management in water distribution systems and at farm level  | M                     | 416.91          | 137.90          | 279.01                       | 213.60                          | 106.80        |
|    |                   |   | 2              | Improve & increase efficiency of surface water irrigation, in particular in the south   | H                     | 265.08          | 138.83          | 126.25                       | 483.40                          | 338.38        |
|    |                   |   | 3              | Reduce impact of saline water intrusion in the South  | H                     | 0.39            | 0.39            | -                            | 67.63                           | 47.34         |
|    |                   |   | 4              | Enhance river water flow to the South   | T                     | 140.16          | 133.71          | 6.45                         | 127.24                          | 114.52        |
|    |                   |   | <b>TOTAL</b>   |   | <b>822.53</b>         | <b>410.82</b>   | <b>411.71</b>   | <b>891.88</b>                | <b>607.04</b>                   |               |
| 3  | Food Availability | Improved quality of input and soil fertility                                      | 1              | Enhance availability of agricultural inputs, tested and certified for quality of diversified crops  | H                     | 87.34           | 16.52           | 70.81                        | 162.05                          | 113.44        |
|    |                   |   | 2              | Develop public private partnerships through capacity development  | T                     |                 |                 |                              | 20.00                           | 18.00         |
|    |                   |   | <b>TOTAL</b>   |   |                       |                 |                 | <b>18.0%</b>                 | <b>18.4%</b>                    |               |

| ID | CIP Component     | CIP Programme   | Sub programmes  | Rank | Ongoing projects      |                 |                 | New Projects                 |                                 |
|----|-------------------|---|---|------|-----------------------|-----------------|-----------------|------------------------------|---------------------------------|
|    |                   |   |   |      | Total approved budget | Approved by GOB | Approved by DPs | Total additional requirement | Post prioritization requirement |
|    |                   |   | 3 Improve and increase sustainability of soil fertility management  | H    | 10.32                 | 2.00            | 8.32            | 29.77                        | 20.84                           |
|    |                   |   | 4 Facilitate access to credit and other financial services by smallholders and the rural poor                                     | T    |                       |                 |                 | 20.00                        | 18.00                           |
|    |                   |   | <b>TOTAL</b>  |      | <b>97.66</b>          | <b>18.52</b>    | <b>79.13</b>    | <b>231.82</b>                | <b>170.27</b>                   |
| 4  | Food Availability | Fisheries and aquaculture development                               | 1 Develop small scale aquaculture, through access to quality inputs, advice and skills  | H    | 7.99                  | 7.99            | -               | 20.86                        | 14.60                           |
|    |                   |   | 2 Improve management of fisheries resources   | H    | 25.61                 | 11.66           | 13.96           | 164.38                       | 115.07                          |
|    |                   |   | 3 Develop public private partnerships in support of infrastructure and services development                                       | M    | -                     | -               | -               | 134.86                       | 67.43                           |
|    |                   |   | 4 Promote production in the South through sustainable shrimp and prawn development and community based co management of wetlands. | L    | -                     | -               | -               | 36.22                        | 14.49                           |
|    |                   |   | <b>TOTAL</b>  |      | <b>33.61</b>          | <b>19.65</b>    | <b>13.96</b>    | <b>356.32</b>                | <b>211.58</b>                   |
|    |                   |   |   |      |                       |                 |                 | <b>7.2%</b>                  | <b>6.4%</b>                     |
| 5  | Food Availability | Livestock development, with a focus on poultry and dairy production | 1 Strengthen animal health services, including better diagnosis and surveillance systems to mitigate disease outbreaks            | M    | 21.78                 | 7.10            | 14.68           | 325.97                       | 162.99                          |
|    |                   |   | 2 Strengthen husbandry capacity at household level through community based improved knowledge and advisory services               | H    | 2.01                  | 2.01            | -               | 303.73                       | 212.61                          |
|    |                   |   | 3 Improve availability and quality of inputs through public private partnerships  | H    | -                     | -               | -               | 20.00                        | 14.00                           |
|    |                   |   | 4 Research on livestock development, including genetic improvement  | L    | 36.29                 | 14.26           | 22.03           | 125.37                       | 50.15                           |
|    |                   |   | <b>TOTAL</b>  |      | <b>60.09</b>          | <b>23.37</b>    | <b>36.72</b>    | <b>775.07</b>                | <b>439.74</b>                   |
|    |                   |   | <b>Sub-Total Food Availability</b>  |      | <b>1,188.05</b>       | <b>506.23</b>   | <b>681.82</b>   | <b>2,899.33</b>              | <b>1,898.33</b>                 |



| ID | CIP Component | CIP Programme  | Sub programmes  | Rank | Ongoing projects      |                 |                 | New Projects                 |                                 |
|----|---------------|--|---|------|-----------------------|-----------------|-----------------|------------------------------|---------------------------------|
|    |               |  |   |      | Total approved budget | Approved by GOB | Approved by DPs | Total additional requirement | Post prioritization requirement |
| 6  | Food Access   | Improved access to market, value addition in agriculture and non farm incomes    | <b>Share of Food Availability on total CIP</b>  |      | <b>39%</b>            | 43%             | 57%             | <b>59%</b>                   | <b>58%</b>                      |
|    |               | 1  | Improve physical access to markets, facilities and information  | M    | 563.82                | 400.53          | 163.29          | 398.42                       | 199.21                          |
|    |               | 2  | Mobilize and promote producer & marketing groups for improved market access and knowledge                             | T    | 48.72                 | 16.48           | 32.23           | 81.98                        | 73.78                           |
|    |               | 3  | Develop adequate storage, processing & value addition and reduce waste through public-private partnerships            | H    |                       |                 |                 | 90.45                        | 63.31                           |
|    |               | 4  | Promote and assist the development of off farm activities and rural businesses  | M    | 10.87                 | -               | 10.87           | 64.03                        | 32.01                           |
|    |               |  | <b>TOTAL</b>  |      | <b>623.41</b>         | 417.01          | 206.40          | <b>634.88</b>                | <b>368.32</b>                   |
|    |               |  |   |      |                       |                 |                 | <b>12.8%</b>                 | <b>11.2%</b>                    |
| 7  | Food Access   | Strengthened capacities for implementation and monitoring of NFP and CIP actions | Strengthen capacities to implement, monitor and coordinate National Food Policy-Plan of Action and CIP;               | H    | 10.89                 | 0.19            | 10.71           | 7.97                         | 5.58                            |
|    |               | 2  | Strengthen national capacities for design, implementation & monitoring of CIP projects                                | H    | 2.88                  | -               | 2.88            | 40.29                        | 28.20                           |
|    |               | 3  | Strengthen capacities of civil society organizations to contribute to CIP development & implementation                | H    | 0.82                  | -               | 0.82            | 50.36                        | 35.25                           |
|    |               |  | <b>TOTAL</b>  |      | <b>14.60</b>          | 0.19            | 14.41           | <b>98.62</b>                 | <b>69.04</b>                    |
|    |               |  |   |      |                       |                 |                 | <b>2.0%</b>                  | <b>2.1%</b>                     |
| 8  | Food Access   | Enhanced public food management system   | Enhance efficiency and effectiveness of Public Food Management Systems and improve its impact on price stabilization  | T    |                       |                 |                 | 12.78                        | 11.50                           |
|    |               | 2  | Build capacities of Ministry of Food and Disaster Management and Directorate of Food to better manage the food system | T    |                       |                 |                 | 21.79                        | 19.61                           |

| ID | CIP Component    | CIP Programme   | Sub programmes  | Rank | Ongoing projects      |                 |                 | New Projects                 |                                 |
|----|------------------|---|---|------|-----------------------|-----------------|-----------------|------------------------------|---------------------------------|
|    |                  |   |   |      | Total approved budget | Approved by GOB | Approved by DPs | Total additional requirement | Post prioritization requirement |
|    |                  |   | 3   |      |                       |                 |                 |                              |                                 |
|    |                  |   | Increase and modernize public storage and handling facilities, including in disaster prone areas.   | H    | 344.17                | 142.15          | 202.01          | 258.59                       | 181.02                          |
|    |                  |   | TOTAL   |      | <b>344.17</b>         | 142.15          | 202.01          | <b>293.17</b>                | <b>212.13</b>                   |
|    |                  |   |   |      |                       |                 |                 | <b>5.9%</b>                  | <b>6.4%</b>                     |
| 9  | Food Access      | Institutional Development and Capacity Development for more effective safety nets | 1   |      |                       |                 |                 |                              |                                 |
|    |                  |   | Strengthen institutional capacities to effectively operate social safety net programmes and formulate a new integrated strategy for social safety net programmes to: (i) coordinate and streamline them; (ii) enhance impact and targeting; (iii) improve governance; | T    | 5.27                  | 0.05            | 5.21            | 51.15                        | 46.04                           |
|    |                  |   | 2   |      |                       |                 |                 |                              |                                 |
|    |                  |   | Investment in employment and income generation of social safety nets (including in ADP).  | H    | 587.48                | 116.51          | 470.97          | 420.66                       | 294.46                          |
|    |                  |   | TOTAL   |      | <b>592.75</b>         | 116.57          | 476.18          | <b>471.81</b>                | <b>340.50</b>                   |
|    |                  |   |   |      |                       |                 |                 | <b>9.5%</b>                  | <b>10.3%</b>                    |
|    |                  |   | <b>Sub-Total Food Access</b>  |      | <b>1,574.92</b>       | <b>675.92</b>   | <b>899.00</b>   | <b>1,498.47</b>              | <b>989.98</b>                   |
|    |                  |   | <b>Share of Food Access on total CIP</b>  |      | <b>52%</b>            | <b>43%</b>      | <b>57%</b>      | <b>30%</b>                   | <b>30%</b>                      |
| 10 | Food Utilization | Community based nutrition programmes and services                                 | 1   |      |                       |                 |                 |                              |                                 |
|    |                  |   | Community based livelihood and nutrition programmes, building on the National Nutrition Service (NNS)   | T    | 253.79                | 238.34          | 15.45           | 326.25                       | 293.62                          |
|    |                  |   | 2   |      |                       |                 |                 |                              |                                 |
|    |                  |   | Support community based efforts of homestead gardening, rearing small livestock, aquaculture and awareness building for improved nutrition  | H    | 0.10                  | 0.10            | -               | 18.13                        | 12.69                           |
|    |                  |   | 3   |      |                       |                 |                 |                              |                                 |
|    |                  |   | Link long term with immediate treatment of acute malnutrition, in particular through therapeutic and supplementary feeding  | T    | -                     | -               | -               | 2.59                         | 2.33                            |
|    |                  |   | TOTAL   |      | <b>253.89</b>         | 238.43          | 15.45           | <b>346.97</b>                | <b>308.64</b>                   |
|    |                  |   |   |      |                       |                 |                 | <b>7.0%</b>                  | <b>9.4%</b>                     |

| ID               | CIP Component    | CIP Programme                                  | Sub programmes                         | Rank | Ongoing projects      |                 |                 | New Projects                 |                                 |        |        |       |        |        |
|------------------|------------------|--|--|------|-----------------------|-----------------|-----------------|------------------------------|---------------------------------|--------|--------|-------|--------|--------|
|                  |                  |  |  |      | Total approved budget | Approved by GOB | Approved by DPs | Total additional requirement | Post prioritization requirement |        |        |       |        |        |
| 11               | Food Utilization | Orient food and nutrition actions through data | 1                                      | M    | 8.98                  | -               | 8.98            | 6.47                         | 3.24                            |        |        |       |        |        |
|                  |                  |  | 2                                      |      |                       |                 |                 |                              |                                 |        |        |       |        |        |
|                  |                  |  | 3                                      |      |                       |                 |                 |                              |                                 |        |        |       |        |        |
|                  |                  |  | TOTAL                                  |      |                       |                 |                 |                              |                                 | 11.29  | 1.22   | 10.06 | 21.31  | 12.66  |
| 12               | Food Utilization | Food safety and quality improvement            | 1                                      | M    | 8.91                  | 1.31            | 7.60            | 25.18                        | 12.59                           |        |        |       |        |        |
|                  |                  |  | 2                                      |      |                       |                 |                 |                              |                                 |        |        |       |        |        |
|                  |                  |  | TOTAL                                  |      |                       |                 |                 |                              |                                 | 8.91   | 1.31   | 7.60  | 179.76 | 89.88  |
|                  |                  |  | sub-Total Food Utilization             |      |                       |                 |                 |                              |                                 | 274.08 | 240.97 | 33.12 | 548.04 | 411.18 |
|                  |                  |  | Share of Food Utilization on total CIP |      | 9%                    | 88%             | 12%             | 11%                          | 12%                             |        |        |       |        |        |
| <b>TOTAL CIP</b> |                  |  |  |      | <b>3,037</b>          |                 |                 | <b>4,946</b>                 | <b>3,299.49</b>                 |        |        |       |        |        |

### Explanations on Tables 4.2 to 4.4 (DPs contributions)

1. As part of the costing revision of the CIP, a survey was undertaken among the Development Partners (DPs) – bilateral and multilaterals, aiming to identify the main ongoing and future commitment in the 12 areas of CIP. About 150 projects were identified as contributing to the achievement of CIP. Half of them are classified by GOB as ADP, the rest are outside but still relevant. The group of DPs, mostly members of the LCG/ARDFS, included: ADB, AusAid, DANIDA, DFID, EKN (Netherlands), EU, FAO, IDB, IFAD, JICA, SDC, UNDP, UNICEF, USAID, WB and WFP. Secondary source of the following tables was the screening done for the Country Partnership Framework, updated in Oct 2010. The sample represents therefore an indication of the interests of the most relevant DPs, rather than an exhaustive representation of the DPs' investments in the sector.
2. Table 4.2 maps the **ongoing interventions** implemented in collaboration with the Government of Bangladesh channelled through the ADP, Table 4.3 provides an indication of the **interventions outside the ADP**, and Table 4.4 indicates the **future DPs' commitments** as potential contribution to the CIP.
3. The classification of the ongoing and future interventions into the 12 areas of CIP was done according to the indications of the DPs, following the projects' core area of intervention. A further revision for consistency purposes – complemented by contacts with the respective donors when required. For cross cutting projects an approximation was needed (eg: projects in support of the livelihoods intervenes in a various areas, income generation, health and nutrition...). Those interventions could not be univocally classified within one specific CIP programme and were either reclassified according to the main outcome or split under various programmes. Multi-sectoral projects were separated into different relevant CIP programmes. . An example is given by the DANIDA funded ASPs-II, structured in different components contributing to: 1. Extension, 4. Fisheries, 5. Livestock and 6. Rural infrastructures for market access.
4. Overall, the figures show a total amount of DPs ongoing investments for **US\$ 1.384 billion**, for the period of CIP implementation (**Table 4.2**). Beyond this, the survey could identify:

- a. A significant additional commitment – around **US\$ 518 million (Table 4.3)**, channelled outside the ADP (mainly through NGOs or GOB organizations non classified in the ADP). Compared to the inventory of ongoing investments within the CIP, the totals may differ due to a different classification followed by the Government Agencies. The projects selected here should not be disregarded as their implementation too contributes to the achievements of CIP outcomes and impacts.

The survey allowed also to estimate a DPs' future commitments of around **US\$ 874 million (Table 4.4)**, investments not yet operational but to be undertaken during the CIP implementation period. This amount will partially address the requirements of the CIP (**US\$ 4.9 billion**, or the prioritized **US\$ 3.3 billion**). The figures show a slight preference of the DPs in interventions in the areas of Climate Change, Safety Nets and Nutrition.

**Table 4.2: Inventory of Ongoing DP projects channelled through the ADP**

**Figures in million US\$**

| ID | CIP Component  | 1                           | 2            | 3           | 4           | 5            | 6                     | 7            | 8           | 9            | Food Utilization |                 |                      | subtotal Utilization | Total CIP      |
|----|--|-----------------------------|--------------|-------------|-------------|--------------|-----------------------|--------------|-------------|--------------|------------------|-----------------|----------------------|----------------------|----------------|
|    |  | Research, Extension, and CO | Water Mgt    | Agri Inputs | Fisheries   | Livestock    | subtotal Availability | Mkt Access   | Food policy | Food Mgt     | Safety Nets      | subtotal Access | Comm-based nutrition |                      |                |
|    | <b>Ongoing DPs' investments 2010-2015 within ADP</b> |                             |              |             |             |              |                       |              |             |              |                  |                 |                      |                      |                |
|    | <b>ADB</b>   | 1.50                        | 67.40        | 28.57       |             | 4.80         | 102.27                | 85.58        | 0.29        |              | 85.86            |                 |                      |                      | 188.14         |
|    | <b>Aus Aid</b>                                       |                             |              |             |             | 12.53        | 12.53                 |              |             | 13.39        | 13.39            |                 |                      |                      | 25.91          |
|    | <b>DANIDA</b>  | 7.21                        |              |             | 10.22       | 10.21        | 27.64                 | 37.42        |             |              | 37.42            |                 |                      |                      | 65.06          |
|    | <b>DFID</b>  | 99.71                       |              |             |             | 104.09       | 03.80                 | 8.45         |             | 173.56       | 182.01           |                 |                      |                      | 385.81         |
|    | <b>EKN</b>   |                             | 184.15       |             |             |              | 184.15                |              |             |              | -                |                 |                      |                      | 184.15         |
|    | <b>EU</b>  |                             |              | 12.01       | 0.71        | 0.71         | 13.43                 |              | 3.46        | 50.00        | 53.46            | 20.27           | 8.98                 | 9.02                 | 105.16         |
|    | <b>FAO (*)</b>                                       | 0.50                        | 0.10         |             |             | 0.60         | 0.60                  |              |             |              | -                |                 | 0.21                 |                      | 0.81           |
|    | <b>IDB</b>   |                             |              | 35.00       | 4.54        | 39.54        | 39.54                 |              |             |              | -                |                 |                      |                      | 39.54          |
|    | <b>IFAD</b>  | 14.12                       | 22.86        |             |             | 36.98        | 36.98                 | 3.74         |             |              | 3.74             |                 |                      |                      | 40.72          |
|    | <b>JICA</b>  |                             | 62.00        |             |             | 62.00        | 62.00                 | 13.00        | 35.00       |              | 48.00            |                 |                      |                      | 110.00         |
|    | <b>SDC</b>   |                             |              |             |             |              | -                     |              |             |              | -                |                 |                      |                      | -              |
|    | <b>UNDP</b>  | 21.33                       | 0.64         |             |             | 21.97        | 21.97                 |              |             | 4.67         | 4.67             |                 |                      |                      | 26.64          |
|    | <b>UNICEF</b>  |                             |              |             |             |              | -                     |              |             | 15.00        | 15.00            |                 |                      |                      | -              |
|    | <b>USAID</b>   |                             |              |             |             |              | -                     |              | 4.99        |              | 4.99             |                 |                      |                      | 4.99           |
|    | <b>WB</b>  | 87.26                       | 84.80        | 10.80       |             | 182.86       | 182.86                |              |             |              | -                |                 |                      |                      | 182.86         |
|    | <b>WFP</b>   |                             |              |             |             |              | -                     |              |             | 8.33         | 8.33             | 1.53            |                      | 1.53                 | 9.86           |
|    | <b>.....</b>   |                             |              |             |             |              | -                     |              |             |              | -                |                 |                      |                      | -              |
|    | <b>Sub-Totals DP</b>                                 | <b>231.6</b>                | <b>421.9</b> | <b>86.4</b> | <b>15.5</b> | <b>132.3</b> | <b>887.8</b>          | <b>148.2</b> | <b>8.7</b>  | <b>265.0</b> | <b>456.9</b>     | <b>21.8</b>     | <b>9.2</b>           | <b>9.0</b>           | <b>1,384.6</b> |
|    | <b>Share on total</b>                                | 16.7%                       | 30.5%        | 6.2%        | 1.1%        | 9.6%         | 64.1%                 | 10.7%        | 0.6%        | 19.1%        | 33.0%            | 1.6%            | 0.7%                 | 0.7%                 | 100.0%         |

(\*) FAO contribution only includes core funds, i.e. excludes portfolio financed by other DPs

**Table 4.3. Mapping of DP Contribution Outside the ADP**

| ID                    | 1                          | 2         | 3            | 4         | 5                     | 6           | 7           | 8        | 9           | 10                   | 11               | 12          |                      |           |
|-----------------------|----------------------------|-----------|--------------|-----------|-----------------------|-------------|-------------|----------|-------------|----------------------|------------------|-------------|----------------------|-----------|
| CIP Component         | Food Availability          |           |              |           | subtotal Availability | Food Access |             |          | Safety Nets | subtotal Access      | Food Utilization |             | subtotal Utilization | Total CIP |
|                       | Research, Extension and CC | Water Mgt | Agri/ Inputs | Fisheries | Livestock             | Mkt Access  | Food policy | Food Mgt |             | Comm-based nutrition | Food data        | Food safety |                      |           |
| ADB                   |                            |           |              |           |                       |             |             |          | 33.00       |                      |                  |             |                      | -         |
| Aus Aid               |                            |           |              |           |                       |             |             |          |             | 33.00                |                  |             |                      | 33.00     |
| DANIDA                |                            |           |              |           |                       |             |             |          |             |                      |                  |             |                      | -         |
| DFID                  |                            |           |              |           |                       |             |             |          | 50.70       |                      |                  |             |                      | 50.70     |
| EKN                   | 7.55                       |           |              |           |                       |             |             |          |             |                      |                  |             |                      | 7.55      |
| EU                    | 27.62                      |           |              |           | 2.61                  |             |             |          | 36.53       |                      |                  |             |                      | 66.76     |
| FAO                   |                            |           |              |           |                       |             |             |          |             |                      |                  |             |                      | -         |
| IDB                   |                            |           |              |           |                       |             |             |          |             |                      |                  |             |                      | -         |
| IFAD                  |                            |           |              |           |                       | 38.56       |             |          |             |                      |                  |             |                      | 38.56     |
| JICA                  |                            |           |              |           |                       |             |             |          |             |                      |                  |             |                      | -         |
| SDC                   | 3.40                       | 0.22      | 3.39         | 0.87      | 2.16                  | 2.45        |             |          | 2.45        |                      |                  |             |                      | 12.49     |
| UNDP                  |                            |           |              |           |                       |             |             |          |             |                      |                  |             |                      | -         |
| UNICEF                |                            |           |              |           |                       |             |             |          |             |                      |                  |             |                      | -         |
| USAID                 | 55.06                      |           | 30.26        | 31.13     | 25.85                 | 11.29       | 20.49       |          | 31.79       | 116.50               |                  |             | 116.50               | 290.59    |
| WB                    |                            |           |              |           |                       |             |             |          |             |                      |                  |             |                      | -         |
| WFP                   |                            |           |              |           |                       |             |             |          | 16.30       | 2.00                 |                  |             | 2.00                 | 18.30     |
| .....                 |                            |           |              |           |                       |             |             |          |             |                      |                  |             |                      | -         |
| <b>Sub-Totals DP</b>  | 93.6                       | 0.2       | 33.7         | 32.0      | 30.6                  | 52.3        | 20.5        | -        | 136.5       | 118.5                | -                | -           | 118.5                | 517.9     |
| <b>Share on total</b> | 18.1%                      | 0.0%      | 6.5%         | 6.2%      | 5.9%                  | 10.1%       | 4.0%        | 0.0%     | 26.4%       | 22.9%                | 0.0%             | 0.0%        | 22.9%                | 100.0%    |

**Table 4.4. Possible future contributions by DPs**

| ID                    | 1                          | 2         | 3           | 4         | 5         | 6                     | 7          | 8           | 9        | 10          | 11              | 12               |             |                      |           |
|-----------------------|----------------------------|-----------|-------------|-----------|-----------|-----------------------|------------|-------------|----------|-------------|-----------------|------------------|-------------|----------------------|-----------|
| CIP Component         | Research, Extension and CO | Water Mgt | Agri Inputs | Fisheries | Livestock | subtotal Availability | Mkt Access | Food policy | Food Mgt | Safety Nets | subtotal Access | Food Utilization | Food safety | subtotal Utilization | Total CIP |
| <b>ADB</b>            | 40.00                      |           |             |           | 30.00     | 70.00                 |            |             |          |             | -               |                  |             | -                    | 70.00     |
| <b>Aus Aid</b>        |                            |           |             |           |           | -                     |            |             |          |             |                 |                  |             |                      | -         |
| <b>DANIDA</b>         | 69.22                      |           |             |           |           | 69.22                 |            |             |          |             | -               |                  |             | -                    | 69.22     |
| <b>DFID</b>           |                            |           |             |           |           | -                     | 18.25      |             |          |             | 18.25           |                  |             | -                    | 18.25     |
| <b>EKN</b>            |                            | 126.20    |             |           |           | 126.20                |            |             |          |             | -               |                  |             | -                    | 126.20    |
| <b>EU</b>             |                            |           |             |           |           | -                     |            |             |          |             | -               |                  |             | -                    | -         |
| <b>FAO (*)</b>        | 1.00                       | 0.50      | 0.50        | 0.50      | 0.50      | 3.00                  |            |             |          |             | -               | 1.00             | 0.40        | 1.40                 | 4.40      |
| <b>IDB</b>            |                            |           |             |           |           | -                     |            |             |          |             | -               |                  |             | -                    | -         |
| <b>IFAD</b>           | 27.03                      |           |             |           |           | 27.03                 |            |             |          |             | -               |                  |             | -                    | 27.03     |
| <b>JICA</b>           |                            |           |             |           |           | -                     |            |             |          |             | -               |                  |             | -                    | -         |
| <b>SDC</b>            |                            |           |             |           |           | -                     | 15.00      |             |          |             | 15.00           |                  |             | -                    | 15.00     |
| <b>UNDP</b>           |                            |           |             |           |           |                       |            |             |          |             |                 |                  |             |                      |           |
| <b>UNICEF</b>         |                            |           |             |           |           | -                     |            | 5.00        |          | 50.00       | 55.00           |                  | 25          | 25.00                | 80.00     |
| <b>USAID</b>          |                            |           |             | 0.08      |           | 0.08                  | 33.00      |             |          |             | 33.00           | 36.00            |             | 36.00                | 69.08     |
| <b>WB</b>             |                            |           |             | 62.50     | 8.00      | 70.50                 |            |             |          |             | 200.00          |                  |             | -                    | 270.50    |
| <b>WFP</b>            |                            |           |             |           |           | -                     |            |             |          | 14.48       | 14.48           | 114.35           |             | 114.35               | 128.83    |
| <b>.....</b>          |                            |           |             |           |           | -                     |            |             |          |             | -               |                  |             | -                    | -         |
| <b>Sub-Totals DP</b>  | 137.2                      | 126.7     | 0.5         | 63.1      | 38.5      | 366.0                 | 66         | 5           | 200      | 64          | 336             | 151.4            | 25.4        | 176.8                | 878.5     |
| <b>Share on total</b> | 15.6%                      | 14.4%     | 0.1%        | 7.2%      | 4.3%      | 41.7%                 | 7.5%       | 0.6%        | 22.8%    | 7.3%        | 38.2%           | 17.2%            | 2.9%        | 20.1%                | 100.0%    |

(\*) FAO contribution only includes core funds, i.e. excludes portfolio financed by other DPs