



# LOW CARBON LIFESTYLES



सम्बलित वास्तु  
Ministry of Environment &  
Forests (MoEF), India



वाणी के अतिथिवासी।  
वाणी के सुखवासी।।



GLOBAL ENVIRONMENT FACILITY



**SGP** The GEF  
Small Grants  
Programme



# a trainer's guide to low carbon lifestyles

Mother Earth is the only planet we have. Global warming can lead to irreversible changes in the delicate balance that exists in the planet's climate and life systems. It is a growing crisis with large scale implications on mortality, health, economics and security.

The importance of **action at all levels** to tackle this problem cannot be overemphasized. All of us will be affected, irrespective of economic status or nationality and it is up to each one of us to apply our creative knowledge to move towards the common goal **and also save money**. We have still not reached a point of no return and the most dangerous climate changes can still be avoided. It is **action on the ground**, which makes all the difference in achieving our goals ! In this each one of us has a role to play as a symbol of a responsible society.

This 'Training toolkit on low carbon lifestyles' is a set of materials in an easy to understand language, based on up to date science and policy inputs. It aims to arm a trainer with facts and figures on how small changes in everyday actions can help reduce an individual's contribution to greenhouse gas emissions in the atmosphere and also save money. It focuses on **climate friendly choices** we all can make in the use of electrical appliances, transport, paper, water, etc. All data is relevant to the Indian context and the choices presented are practical and easy to adopt. The toolkit consists of:

- A trainer's guide with **practical climate friendly actions** that can be adopted in our daily life and a quantitative estimation of reduction of greenhouse gas emissions by individual actions
- An excel sheet with necessary calculations, which can be used by trainers to quantify energy and cost savings, and carbon dioxide emissions reduction
- A powerpoint presentation on climate change basics, how we are responsible, and the impacts on India

Our vision is to create a prosperous, but not a wasteful society, and an economy that is self sustaining. Individual efforts may seem like drops in the ocean. However, the impacts from the positive changes from these efforts in lifestyles and consumption patterns by millions of people will make significant contributions towards a more climate friendly Mother Earth. Let us do our bit now for our city, country and our environment. As **Mahatma Gandhi** once said, "**Whatever you do may seem insignificant to you, but it is most important you do it.**"



*Assumptions:*

*Emission factor<sup>1</sup> = 0.82 kg CO<sub>2</sub>/kWh*

*(Average emission of all stations in the grid weighted by net generation)*

*Average cost of electricity<sup>2</sup> = ₹ 4/kWh*

# Electricity

## Switch to CFLs

Replace just one 100W ICL bulb with a 20W Compact Fluorescent Lamp (CFL)

 Reduce annual CO<sub>2</sub> emissions by 84 kg on every replacement

 Reduce annual electricity bills\* by ₹ 409

| Appliance  | Wattage (W)* | Estimated Daily Use (hrs) | Annual Electricity Consumption (kWh) | Emission Factor (kg CO <sub>2</sub> /kWh) | Annual CO <sub>2</sub> Emission (kg) | Electricity Cost (₹/kWh) | Annual Cost (₹) |
|------------|--------------|---------------------------|--------------------------------------|---|--------------------------------------|--------------------------|-----------------|
| Bulb (ICL) | 100          | 3.5                       | 127.75                               | 0.82                                      | 104.76                               | 4                        | 511.0           |
| CFL        | 20           | 3.5                       | 25.55                                | 0.82                                      | 20.95                                | 4                        | 102.2           |
| Savings    |              |                           |                                      |   | 83.81                                |                          | 408.8           |

\* Endnotes 3 & 4

## Use a table lamp while studying

Table lamps provide more effective lighting

 Reduce annual CO<sub>2</sub> emissions by 57 kg on every change

 Reduce annual electricity bills by ₹ 277

| Appliance      | Wattage (W)* | Estimated Daily Use (hrs) | Annual Electricity Consumption (kWh) | Emission Factor (kg CO <sub>2</sub> /kWh) | Annual CO <sub>2</sub> Emission (kg) | Electricity Cost (₹/ kWh) | Annual Cost (₹) |
|----------------|--------------|---------------------------|--------------------------------------|---|--------------------------------------|---------------------------|-----------------|
| ICL room light | 100          | 2                         | 73                                   | 0.82                                      | 59.86                                | 4                         | 292.0           |
| LED table lamp | 5            | 2                         | 3.65                                 | 0.82                                      | 2.99                                 | 4                         | 14.6            |
| Savings        |              |                           |                                      |   | 56.87                                |                           | 277.4           |

\* Endnote 5



## Come out and play

Go out for a couple of hours everyday instead of watching TV/computer and be healthy

 **Reduce annual CO<sub>2</sub> emissions by 62 to 93 kg per person**

 **Reduce annual electricity bills by ₹ 301 to 453**

| Appliance                     | Wattage (W)* | Estimated Daily Use (hrs) | Annual Electricity Consumption (kWh) | Emission Factor (kg CO <sub>2</sub> /kWh) | Annual CO <sub>2</sub> Emission (kg) | Electricity Cost (₹/ kWh) | Annual Cost Savings (₹) |
|-------------------------------|--------------|---------------------------|--------------------------------------|---|--------------------------------------|---------------------------|-------------------------|
| BEE 5 star rated LCD TV (32") | 103          | 2                         | 75.2                                 | 0.82                                      | <b>61.7</b>                          | 4                         | <b>300.8</b>            |
| Desktop with LCD monitor      | 155          | 2                         | 113.2                                | 0.82                                      | <b>92.8</b>                          | 4                         | <b>452.6</b>            |

## Switch from a desktop to a laptop

 Reduce annual CO<sub>2</sub> emissions by 205 to 279 kg per person

 Reduce annual electricity bills by ₹ 1000 to 1360

| Appliance               | Wattage (W)* | Estimated Daily Use (hrs)* | Annual Electricity Consumption (kWh) | Emission Factor (kg CO <sub>2</sub> /kWh) | Annual CO <sub>2</sub> Emission (kg) | Electricity Cost (₹/ kWh) | Annual Cost (₹) |
|-------------------------|--------------|----------------------------|--------------------------------------|---|--------------------------------------|---------------------------|-----------------|
| Desktop with LCD screen | 155          | 8                          | 310                                  | 0.82                                      | 254.2                                | 4                         | 1240            |
| Laptop                  | 30           | 8                          | 60                                   | 0.82                                      | 49.2                                 | 4                         | 240             |
| Savings                 |              |                            |                                      |   | 205                                  |                           | 1000            |

\* Endnote 6

| Appliance               | Wattage (W)* | Estimated Daily Use (hrs) | Annual Electricity Consumption (kWh) | Emission Factor (kg CO <sub>2</sub> /kWh) | Annual CO <sub>2</sub> Emission (kg) | Electricity Cost (₹/ kWh) | Annual Cost (₹) |
|-------------------------|--------------|---------------------------|--------------------------------------|---|--------------------------------------|---------------------------|-----------------|
| Desktop with CRT screen | 200          | 8                         | 400                                  | 0.82                                      | 328.0                                | 4                         | 1600            |
| Laptop                  | 30           | 8                         | 60                                   | 0.82                                      | 49.2                                 | 4                         | 240             |
| Savings                 |              |                           |                                      |   | 278.8                                |                           | 1360            |

\* Endnote 6

## Turn off lights and fans when not in use

 Reduce annual CO<sub>2</sub> emissions by 28 kg per household

 Reduce annual electricity bills by ₹ 134

| Appliance | Wattage (W)* | Daily Consumption in use (hrs) | Annual Electricity Reduction (kWh)* | Emission Factor (kg CO <sub>2</sub> /kWh) | Annual CO <sub>2</sub> Emission Consumption (kg) | Electricity Cost (₹/ kWh) | Annual Cost (₹) |
|-----------|--------------|--------------------------------|-------------------------------------|---|--|---------------------------|-----------------|
| ICL Bulb  | 60           | 1                              | 21.9                                | 0.82                                      | 18.0   | 4                         | 87.6            |
| Fan       | 65           | 1                              | 11.7                                | 0.82                                      | 9.6  | 4                         | 46.8            |
| Savings   |              |                                |                                     |   | 27.6   |                           | 134.4           |

\* Endnote 7



**Annual Energy Consumption (kWh/Year)**

**152\***

Brand : XX  
 Model No./Year : ABC/XXXX  
 Equipment Type : CRT/LCD/ Plasma TV  
 Screen Size : Inches/cm



\*Under test conditions, when tested in accordance to EC 62301 and 62087. Actual electricity consumption will depend on how the equipment is used.



**ENERGY EFFICIENCY**

**2.90**

**EER (W/W)**

|                           |           |
|---------------------------|-----------|
| Appliance/Type            | : RAC/XXX |
| Brand                     | : XXX     |
| Model/Year                | : ABCYYYY |
| Cooling Capacity (W)      | : XXXX    |
| Power Consumption (W)     | : XXXX    |
| Variable Speed Compressor | : Yes/No  |
| Heat Pump                 | : Yes/No  |



\*Under test conditions, when tested in accordance with XXX.  
 Actual electricity consumption will depend on how the appliance being used.



**ELECTRICITY CONSUMPTION**

**700\***

**UNITS PER YEAR**

|                |                |
|----------------|----------------|
| Appliance      | : Refrigerator |
| Brand          | : XX           |
| Model/Year     | : XX/YYYY      |
| Type           | : XX           |
| Gross Volume   | : XX/Litres    |
| Storage Volume | : XX/Litres    |



\*Under test conditions, when tested in accordance with XXX.  
 Actual electricity consumption will depend on how the appliance being used.



## Buy BEE 5 star rated appliances

This will help each one of us to reduce our energy consumption, energy bills and carbon footprint.

- Use a BEE 5 star rated fan (1200mm sweep)

 Reduce annual CO<sub>2</sub> emissions by 36 kg on every fan

 Reduce annual electricity bills by ₹ 176

| Appliance            | Wattage (W)* | Estimated Daily Use (hrs) | Annual Electricity Consumption (kWh)* | Emission Factor (kg CO <sub>2</sub> /kWh) | Annual CO <sub>2</sub> Emission (kg) | Electricity Cost (₹/ kWh) | Annual Cost (₹) |
|----------------------|--------------|---------------------------|---------------------------------------|---|--------------------------------------|---------------------------|-----------------|
| Regular fan          | 65           | 12                        | 195                                   | 0.82                                      | 159.90                               | 4                         | 780             |
| BEE 3 star rated fan | 60           | 12                        | 180                                   | 0.82                                      | 147.60                               | 4                         | 720             |
| BEE 5 star rated fan | 50.3         | 12                        | 150.9                                 | 0.82                                      | 123.74                               | 4                         | 603.6           |
| Savings              |              |                           |                                       |   | 36.16                                |                           | 176.4           |

\* Endnote 9

- Use a BEE 5 star rated frost free refrigerator

 Reduce annual CO<sub>2</sub> emissions by 269 kg on every refrigerator

 Reduce annual electricity bills by ₹ 1312

| Appliance                       | Annual Electricity Consumption (kWh)* | Emission Factor (kg CO <sub>2</sub> /kWh) | Annual CO <sub>2</sub> Emission (kg) | Electricity Cost (₹/ kWh) | Annual Cost (₹) |
|---------------------------------|---------------------------------------|---|--------------------------------------|---------------------------|-----------------|
| BEE 2 star rated 235 lts fridge | 693                                   | 0.82                                      | 568.26                               | 4                         | 2772            |
| BEE 5 star rated 240 lts fridge | 365                                   | 0.82                                      | 299.30                               | 4                         | 1460            |
| Savings                         |                                       |   | 268.96                               |                           | 1312            |

\* Endnote 10

- Use a BEE 5 star rated split air conditioner (1.5 tons)

 Reduce annual CO<sub>2</sub> emissions by 283 kg on every air conditioner

 Reduce annual electricity bills by ₹ 1382

| Appliance           | Wattage (W)* | Estimated Daily Use (hrs)* | Annual Electricity Consumption (kWh) | Emission Factor (kg CO <sub>2</sub> /kWh) | Annual CO <sub>2</sub> Emission (kg) | Electricity Cost (₹/ kWh) | Annual Cost (₹) |
|---------------------|--------------|----------------------------|--------------------------------------|---|--------------------------------------|---------------------------|-----------------|
| BEE 2 star rated AC | 1970         | 8                          | 2127.6                               | 0.82                                      | 1744.6                               | 4                         | 8510.4          |
| BEE 5 star rated AC | 1650         | 8                          | 1782.0                               | 0.82                                      | 1461.2                               | 4                         | 7128.0          |
| Savings             |              |                            |                                      |   | 283.4                                |                           | 1382.4          |

\* Endnote 11

# Install a solar water heater

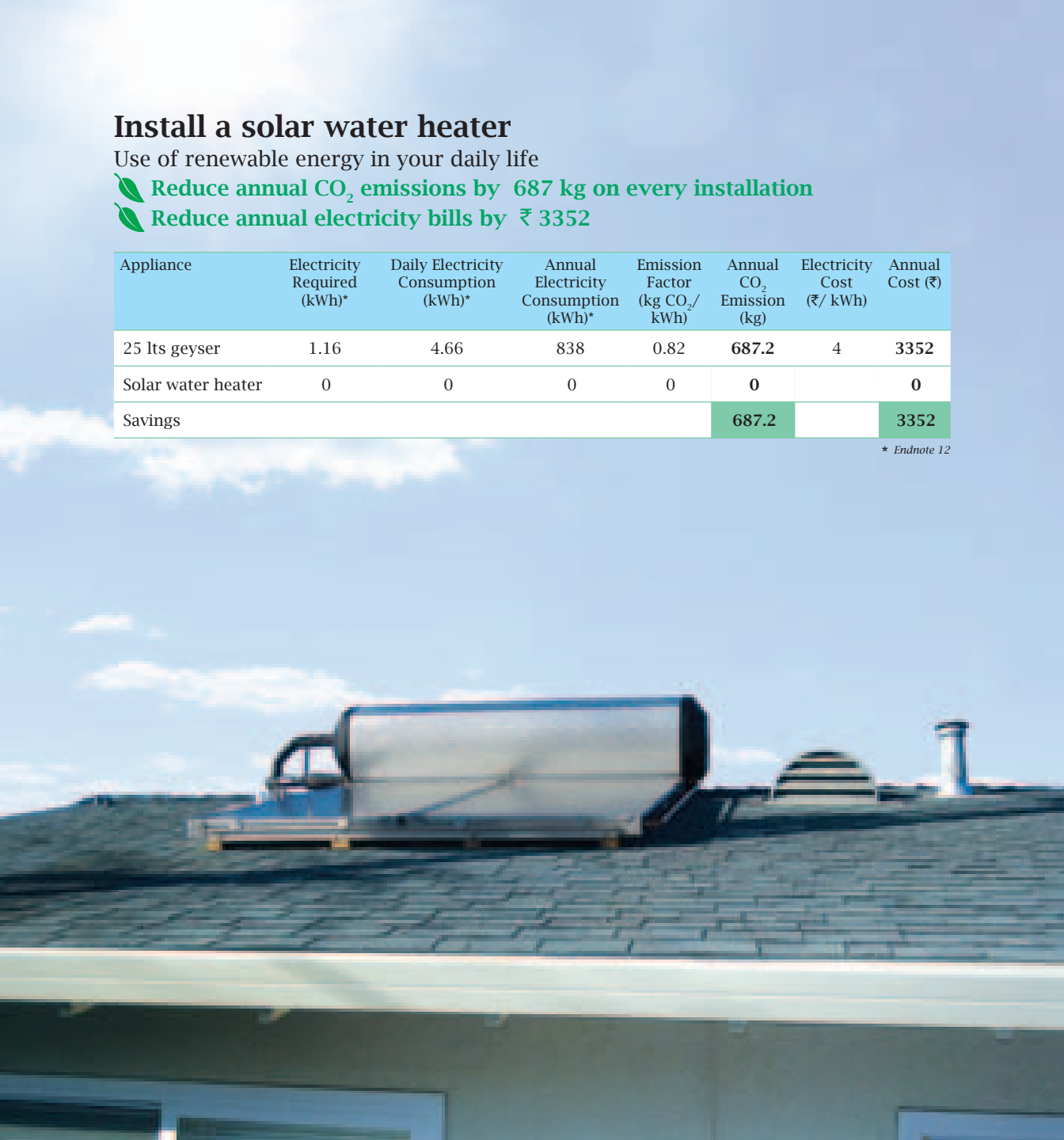
Use of renewable energy in your daily life

🌿 Reduce annual CO<sub>2</sub> emissions by 687 kg on every installation

🌿 Reduce annual electricity bills by ₹ 3352

| Appliance          | Electricity Required (kWh)* | Daily Electricity Consumption (kWh)* | Annual Electricity Consumption (kWh)* | Emission Factor (kg CO <sub>2</sub> /kWh) | Annual CO <sub>2</sub> Emission (kg) | Electricity Cost (₹/ kWh) | Annual Cost (₹) |
|--------------------|-----------------------------|--------------------------------------|---------------------------------------|---|--------------------------------------|---------------------------|-----------------|
| 25 lts geyser      | 1.16                        | 4.66                                 | 838                                   | 0.82                                      | 687.2                                | 4                         | 3352            |
| Solar water heater | 0                           | 0                                    | 0                                     | 0   | 0                                    |                           | 0               |
| Savings            |                             |                                      |                                       |   | 687.2                                |                           | 3352            |

\* Endnote 12



## Use the geyser efficiently

Bathe in quick succession and switch off the geyser

 **Reduce annual CO<sub>2</sub> emissions by 344 kg per household**

 **Reduce annual electricity bills by ₹ 1676**

| Appliance (25 lts geyser)            | Electricity Required (kWh) | Daily Electricity Consumption (kWh)* | Annual Electricity Consumption (kWh) | Emission Factor (kg CO <sub>2</sub> /kWh) | Annual CO <sub>2</sub> Emission (kg) | Electricity Cost (₹/ kWh) | Annual Cost (₹) |
|--------------------------------------|----------------------------|--------------------------------------|--------------------------------------|---|--------------------------------------|---------------------------|-----------------|
| 4 people (bathe at different times)  | 1.16                       | 4.66                                 | 838                                  | 0.82                                      | <b>687.2</b>                         | 4                         | <b>3352</b>     |
| 4 people (bathe in quick succession) | 1.16                       | 2.33                                 | 419                                  | 0.82                                      | <b>343.6</b>                         | 4                         | <b>1676</b>     |
| Savings                              |                            |                                      |                                      |   | <b>343.6</b>                         |                           | <b>1676</b>     |

\* Endnote 13

## Reduce the temperature setting on the geyser

Geysers come with a factory setting of 60°C but you need water at only 40°C for a comfortable bath

 **Reduce annual CO<sub>2</sub> emissions by 172 kg per household**

 **Reduce annual electricity bills by ₹ 838**

| Appliance (25 lts geyser) | Electricity Required (kWh) | Daily Electricity Consumption (kWh) | Annual Electricity Consumption (kWh) | Emission Factor (kg CO <sub>2</sub> /kWh) | Annual CO <sub>2</sub> Emission (kg) | Electricity Cost (₹/ kWh) | Annual Cost (₹) |
|---------------------------|----------------------------|-------------------------------------|--------------------------------------|---|--------------------------------------|---------------------------|-----------------|
| Temperature setting 60°C  | 1.16                       | 2.33                                | 419                                  | 0.82                                      | <b>343.6</b>                         | 4                         | <b>1676</b>     |
| Temperature setting 40°C  | 0.58                       | 1.16                                | 209.5                                | 0.82                                      | <b>171.8</b>                         | 4                         | <b>838</b>      |
| Savings                   |                            |                                     |                                      |   | <b>171.8</b>                         |                           | <b>838</b>      |

\* Endnote 14

## Eat together

Heat food at one go to reduce unnecessary use of microwave oven for just 5 mins a day

 Reduce annual CO<sub>2</sub> emissions by 30 kg per household

 Reduce annual electricity bills by ₹ 146

| Appliance            | Wattage (W)* | Estimated Daily Consumption (hrs) | Annual Electricity Consumption (kWh) | Emission Factor (kg CO <sub>2</sub> /kWh) | Annual CO <sub>2</sub> Emission Reduction (kg) | Electricity Cost (₹/ kWh) | Annual Cost Saving (₹) |
|----------------------|--------------|-----------------------------------|--------------------------------------|---|--|---------------------------|------------------------|
| Microwave oven (20l) | 1200         | 0.08                              | 36.5                                 | 0.82                                      | 29.9   | 4                         | 146                    |

\* Endnote 15

## Use a cold cycle in the washing machine

Ensure proper temperature controls in washing machines

 Reduce annual CO<sub>2</sub> emissions by 98 kg per washing machine

 Reduce annual electricity bills by ₹ 478

| Appliance      | Electricity Consumption / cycle (kWh)* | Estimated cycles / week | Annual Electricity Consumption (kWh) | Emission Factor (kg CO <sub>2</sub> /kWh) | Annual CO <sub>2</sub> Emission (kg) | Electricity Cost (₹/ kWh) | Annual Cost (₹) |
|----------------|--|-------------------------|--------------------------------------|---|--------------------------------------|---------------------------|-----------------|
| Wash temp 60°C | 1.4                                    | 2                       | 145.6                                | 0.82                                      | 119.4                                | 4                         | 582.4           |
| Wash temp 25°C | 0.25                                   | 2                       | 26.0                                 | 0.82                                      | 21.3                                 | 4                         | 104.0           |
| Savings        |  |                         |                                      |   | 98.1                                 |                           | 478.4           |

\* Endnote 16

## Switch off appliances at the plug point

Switch off the TV, Set top box and DVD player at the plug, not with a remote

 Reduce annual CO<sub>2</sub> emissions by 106 kg per household

 Reduce annual electricity bills by ₹ 518

| Appliance                      | Stand-by Wattage (W) | Estimated Daily time on stand-by (hrs)* | Annual Electricity Reduction (kWh) | Emission Factor (kg CO <sub>2</sub> /kWh) | Annual CO <sub>2</sub> Emission Reduction (kg) | Electricity Cost (₹/ kWh) | Annual Cost Saving (₹) |
|--------------------------------|----------------------|---|------------------------------------|---|--|---------------------------|------------------------|
| TV, Set top box and DVD player | 19.7                 | 18                                      | 129.4                              | 0.82                                      | 106.1  | 4                         | 517.7                  |

\* Endnote 17



# Trees & Paper

## Use paper only when required

Reduce printing by just one ream of paper a month.

 **Reduce annual CO<sub>2</sub> emissions by 87 kg for every user**

Just 50 sheets of double sided printing a month

 **Reduce annual CO<sub>2</sub> emissions by 8.7 kg**

| Activity                  | No. of sheets / month | Weight of paper conserved annually (kg) | Emission Factor (kg CO <sub>2</sub> /kg paper) | Annual CO <sub>2</sub> Emissions (kg) |
|---------------------------|-----------------------|---|--|---------------------------------------|
| Reduce printing by 1 ream | 500                   | 30                                      | 2.9  | <b>87</b>                             |
| Print on both sides       | 50                    | 3                                       | 2.9  | <b>8.7</b>                            |

## Request for e-statements

 **Reduce annual CO<sub>2</sub> emissions by 5.22 kg for every user**

| Activity                | No. of sheets / month | Weight of paper conserved annually (kg) | Emission Factor (kg CO <sub>2</sub> /kg paper) | Annual CO <sub>2</sub> Emissions (kg) |
|-------------------------|-----------------------|---|--|---------------------------------------|
| Asking for e-statements | 30                    | 1.8                                     | 2.9  | <b>5.22</b>                           |

### **Assumptions:**

*One 80gsm A4 sheet of bond paper (210 mm x 297 mm) = 4.989 gm = 5 gm*

*Emission factor of paper producing units = 2.9 kg CO<sub>2</sub> / kg of dried product<sup>18</sup>*

*Note: Calculations consider only carbon dioxide emissions at the paper manufacturing site and do not include emissions related to transportation and postage (where relevant) of paper.*

## Do not use fresh paper for rough work

100 students doing rough work on one side used paper instead of fresh paper

 **Reduce annual CO<sub>2</sub> emissions by 870 kg for every 100 students**

| Activity                          | no of sheets / month <sup>33</sup> | Weight of paper conserved annually (kg) | Emission factor | Annual CO <sub>2</sub> emissions (kg) |
|-----------------------------------|------------------------------------|---|-----------------|---------------------------------------|
| Rough work on one side used paper | 5000                               | 300                                     | 2.9             | <b>870</b>                            |

\* Endnote 19

## Use and pass on textbooks

100 students use and pass on their 10 well maintained textbooks to juniors

 **Reduce annual CO<sub>2</sub> emissions by 870 kg for every 100 students**

| Activity                            | Weight / book (kg) | Weight of paper conserved annually (kg) | Emission Factor (kg CO <sub>2</sub> /kg paper) | Annual CO <sub>2</sub> Emissions (kg) |
|-------------------------------------|--------------------|---|--|---------------------------------------|
| Hand down 1000 textbooks to juniors | 0.3                | 300                                     | 2.9  | <b>870</b>                            |

\* Endnote 20

## Plant trees

One tree can sequester anywhere between 3.66\* to 10 kg of carbon dioxide every year. Plant and nurture 50 trees.

 **Reduce annual CO<sub>2</sub> emissions by 183 – 500 kg every year for 100 years**





**Assumptions:**

**Emission factors for fuels<sup>21</sup>:** Petrol - 2.325 kg CO<sub>2</sub>/l, Diesel - 2.734 kg CO<sub>2</sub>/l

**Average cost of fuels<sup>22</sup>:** Petrol = ₹ 51.66 /l, Diesel = ₹ 37.60 /l


**Mileage:** Cars<sup>23</sup> = 17.6, Motorcycles<sup>24</sup> = 78, Buses<sup>25</sup> = 4.3



# Transportation

## Carpool to work

Every small car that goes off the road

 **Reduces annual CO<sub>2</sub> emissions by 1321 kg**


 **Reduces annual fuel cost by ₹ 29352**

| Action                             | km / day | km/ year* | Mileage (km/l) | Annual fuel consumption (l) | Emission factor (kg/l) | CO <sub>2</sub> emission per year (kg) | Fuel cost (₹/l) | annual cost savings (₹) |
|------------------------------------|----------|-----------|----------------|-----------------------------|------------------------|--|-----------------|-------------------------|
| 1 car off the road on working days | 40       | 10000     | 17.6           | 568.18                      | 2.325                  | <b>1321</b>                            | 51.66           | <b>29352</b>            |

\* Endnote 26

## Take a bus to school

Use transport provided by school

 **Reduce annual CO<sub>2</sub> emissions by 477 kg**

 **Reduce annual fuel cost by ₹ 6941**

| Vehicle            | passenger km/year* | Mileage (km/l) | Annual per passenger fuel consumption (l) | Emission factor (kg/l) | Annual per passenger CO <sub>2</sub> emission (kg) | Cost/km (₹)* | Annual cost (₹) |
|--------------------|--------------------|----------------|---|------------------------|--|--------------|-----------------|
| Car (5 km one way) | 4000               | 17.6           | 227.27                                    | 2.325                  | 528.41   | 2.94         | 11741           |
| Bus to school      | 80                 | 4.3            | 18.60                                     | 2.734                  | 50.87  | 60           | 4800            |
| Savings            |                    |                |   |                        | <b>477.54</b>                                      |              | <b>6941</b>     |

\* Endnote 27

## Get driven to work...in a bus

 **Reduce annual CO<sub>2</sub> emissions by 1194 kg**

 **Reduce annual fuel cost by ₹ 29352 if you use the company bus**

| Vehicle | Passenger km/year | Mileage (km/l) | Annual fuel consumption (l) | Emission factor (kg/l) | CO <sub>2</sub> emission per year (kg) | Fuel cost (₹/l) | Annual Cost (₹) |
|---------|-------------------|----------------|-----------------------------|------------------------|--|-----------------|-----------------|
| Car     | 10000             | 17.6           | 568.18                      | 2.325                  | 1321.02                                | 51.66           | 29352           |
| Bus     | 200               | 4.3            | 46.51                       | 2.73                   | 127.16                                 |                 | -               |
| Savings |                   |                |                             |                        | <b>1193.9</b>                          |                 | <b>29352</b>    |

## Put on your walking shoes for short trips

 Reduce annual CO<sub>2</sub> emissions by 11 to 48 kg per vehicle

 Reduce annual fuel cost by ₹ 242 to 1071

|            | km/day | km/year | Mileage (km/l) | Annual fuel Consumption (l) | Emission Factor (kg/l) | CO <sub>2</sub> Emission per year (kg) | Fuel cost (₹/l) | Annual cost (₹) |
|------------|--------|---------|----------------|-----------------------------|------------------------|--|-----------------|-----------------|
| Car        | 1      | 365     | 17.6           | 20.74                       | 2.325                  | <b>48.2</b>                            | 51.66           | <b>1071.4</b>   |
| Motorcycle | 1      | 365     | 78             | 4.68                        | 2.325                  | <b>10.9</b>                            | 51.66           | <b>241.7</b>    |
| Walking    |        |         |                |                             |                        | <b>0</b>                               |                 | <b>0</b>        |

## Switch off ignition at traffic red lights

 Reduce annual CO<sub>2</sub> emissions by 48 to 64 kg per vehicle

 Reduce annual fuel cost by ₹ 1071 to 1417

| Vehicle   | Daily Idling time Reduction (hrs) | Annual Idling time Reduction (hrs) | Fuel Saving / hr (l)* | Annual Fuel Saving (l) | Emission Factor (kg/l) | Annual CO <sub>2</sub> Emission Reduction (kg) | Cost Saving if idling is cut down (₹) |
|-----------|-----------------------------------|------------------------------------|-----------------------|------------------------|------------------------|--|---------------------------------------|
| Small Car | 0.167                             | 60.95                              | 0.45                  | 27.43                  | 2.325                  | <b>63.8</b>                                    | <b>1417.0</b>                         |
| 2 Wheeler | 0.167                             | 60.95                              | 0.34                  | 20.73                  | 2.325                  | <b>48.2</b>                                    | <b>1070.6</b>                         |

\* Endnote 28

## Regularly inflate vehicle tyres

 Reduce annual CO<sub>2</sub> emissions by 150 kg per vehicle

 Reduce annual fuel cost by ₹ 3344

|                               | km/day | km/year | Mileage (km/l)* | Annual fuel consumption (l/year) | Emission factor (kg/l) | CO <sub>2</sub> emission per year (kg) | Fuel cost (₹/l) | Annual cost (₹) |
|-------------------------------|--------|---------|-----------------|----------------------------------|------------------------|--|-----------------|-----------------|
| Car, 25% under inflated tyres | 40     | 10000   | 15.8            | 632.91                           | 2.325                  | <b>1471.5</b>                          | 51.66           | <b>32696.2</b>  |
| Car, properly inflated tyres  | 40     | 10000   | 17.6            | 568.18                           | 2.325                  | <b>1321.0</b>                          | 51.66           | <b>29352.3</b>  |
| Savings                       |        |         |                 |                                  |                        | <b>150.5</b>                           |                 | <b>3343.9</b>   |

\* Endnote 29





**Assumptions:**

Emission factor for LPG<sup>30</sup> = 2.9 kg CO<sub>2</sub>/kg of LPG

Rate of use of LPG (big burner, high flame)<sup>31</sup> = 177 g/hr

Cost of 14.2 kg LPG cylinder<sup>32</sup> ₹ 345.35

1 kg organic waste releases an equivalent of 0.182 kg CO<sub>2</sub><sup>33</sup>

Average daily per capita organic waste generated<sup>34</sup> = 0.20 kg

Average household size in India<sup>35</sup> = 5

**Fuel efficient cooking techniques:**

- Cover cooking pots and pans with lids
- Reduce the flame once food starts boiling
- Use optimum quantity of water for cooking
- Keep all ingredients ready and at hand before turning on the gas
- Use broad bottom vessels
- Allow refrigerated food to come to room temperature before heating it
- Clean the burners regularly
- Soak rice, dal etc. for some time before cooking
- Eat together so that food is not heated multiple times

# In Kitchens

## Use pressure cookers daily

 Reduce annual CO<sub>2</sub> emissions by 125 kg per household

 Reduce annual fuel cost by ₹ 1048 (cost of 3 cylinders)

| Activity                                 | time (min) | time (hr) | total time in a year (hr) | LPG used in a year (kg)      | Annual CO <sub>2</sub> Emissions (kg) | Annual cost (₹) |
|--|------------|-----------|---------------------------|------------------------------|---------------------------------------|-----------------|
| <b>Cooking pots &amp; pans with lids</b> |            |           |                           |                              |                                       |                 |
| • Cooking rice - 2 cups                  | 25         | 0.42      | 395.42                    | 69.99                        | 202.97                                | 1702.2          |
| • Cooking dal - 1 cup                    | 40         | 0.67      |                           |                              |                                       |                 |
| <b>Pressure cooker</b>                   |            |           |                           |                              |                                       |                 |
| • Cooking rice - 2 cups                  | 25         | 0.42      | 152.08                    | 26.92                        | 78.06                                 | 654.7           |
| • Cooking dal - 1 cup                    |            |           |                           |                              |                                       |                 |
| Savings                                  |            |           |                           | 43.07<br>Approx. 3 cylinders | 124.90                                | 1047.5          |

## Use fuel efficient cooking methods

Reduce gas usage by 20 mins a day per household

 Reduce annual CO<sub>2</sub> emissions by 62 kg per household

 Reduce annual fuel cost by ₹ 524

| Activity                                | Cooking time reduced (min) | Cooking time reduced (hr) | Annual time reduced (hr) | Annual LPG Reduction (kg)* | Annual CO <sub>2</sub> Emissions Reduction (kg) | Annual cost Savings (₹) |
|---|----------------------------|---------------------------|--------------------------|----------------------------|---|-------------------------|
| Using fuel efficient cooking techniques | 20                         | 0.33                      | 121.67                   | 21.54                      | 62.45   | 523.7                   |

\* Endnote 36

## At home compost your kitchen wastes

 Reduce annual CO<sub>2</sub> emissions by 68 kg per household

| Activity               | Daily organic waste generated per household (kg) | Annual organic waste generated per household (kg) | Emission Factor (kg CO <sub>2</sub> e/kg waste) | Annual Emissions (kg CO <sub>2</sub> e) |
|------------------------|--|---|---|---|
| Compost organic wastes | 1.02   | 371.51  | 0.182   | 67.61                                   |

# Water

## Conserve water

Conserve just 100 litres per household per day through various measures

 **Reduce annual CO<sub>2</sub> emissions by 24 - 63 kg**

| Supply           | Electricity required to pump 1 kl of water (kWh) | Emission factor (kg CO <sub>2</sub> /kWh) | CO <sub>2</sub> emissions per kl of water pumped (kg) | Annual water conserved (kl) | Annual CO <sub>2</sub> emission reductions (kg) |
|------------------|--|---|---|-----------------------------|---|
| Borewell supply  | 0.82   | 0.82                                      | 0.67  | <b>36</b>                   | <b>24.12</b>                                    |
| Municipal supply | 2.13   | 0.82                                      | 1.70  | <b>36</b>                   | <b>63</b>                                       |

## Measures to reduce water consumption by 100 litres a day,

- Fix leaky taps, showers and flushes
- Do not let the tap run when you wash hands or brush your teeth
- Use a bucket and small mug to water plants, instead of a hosepipe
- Use a bucket and a cloth to wash vehicles, instead of a hosepipe
- Water potted plants with water that has been used to wash vegetables and lentils
- Change old flush cisterns to water efficient dual flush cisterns
- Wash only full loads in the washing machine

*Look around and you can find many more ways in which you can conserve this most precious resource*

## Harvest rainwater

Harvest 1000 litres per household per day over 40 days of rainfall

 **Reduce annual CO<sub>2</sub> emissions by 27 to 70 kg per household**

| Supply           | Electricity required to pump 1 kl of water (kWh) | Emission factor (kg CO <sub>2</sub> /kWh) | CO <sub>2</sub> emissions per kl of water pumped (kg) | Annual water conserved (kl) | Annual CO <sub>2</sub> emission reductions (kg) |
|------------------|--|---|---|-----------------------------|---|
| Borewell supply  | 0.82   | 0.82                                      | 0.67  | <b>40</b>                   | <b>26.8</b>                                     |
| Municipal supply | 2.13   | 0.82                                      | 1.70  | <b>40</b>                   | <b>70</b>                                       |

In half an hour, a rooftop of 100 m<sup>2</sup> can harvest 1000 litres in a downpour of 25 mm/hr



**Assumptions:**

Electricity required to pump 1000 lts of groundwater from a depth of 150 mts<sup>37</sup> = 0.82 kWh

Electricity required to supply 1000 lts of water by the municipal authorities<sup>38</sup> = 2.13 kWh

# Endnotes

- <sup>1</sup> Reference: CO<sub>2</sub> baseline database for the Indian Power Sector, User Guide, Version 5, November 2009. Emissions are considered at the power generation point only since estimation of emissions at end-use point depends on a number of variable factors. This also gives us the most conservative estimate of emissions.
- <sup>2</sup> Middle slab of residential electricity tariff in some metros
- <sup>3</sup> Cost reductions only consider annual electricity charges and not capital to ensure uniformity in all electricity related energy efficiency messages.
- <sup>4</sup> The lumen output of 20W Compact Fluorescent Lamp (CFL) corresponds to that of a 100W Incandescent Lamp (ICL). The Small-Scale Clean Development Mechanism (CDM) Programme Activity of the Bachat Lamp Yojana aims to distribute 20 W CFLs replacing around 600,000 ICLs.
- Hours of use per day as per Bachat Lamp Yojana = 3.5 Reference: CDM SSC-PoA-DD-Version 01
- <sup>5</sup> BPL's StudyLite Light Emitting Diode (LED) table lamp consumes 5W when connected to the mains. This is compared with a 100W ICL since a higher wattage bulb is usually used for reading.
- <sup>6</sup> Reference: [http://www.eu-energystar.org/en/en\\_022p.shtml](http://www.eu-energystar.org/en/en_022p.shtml) accessed July 2010
- 250 working days considered in a year (excluding weekends and national holidays)
- <sup>7</sup> 60W is the wattage of the most commonly used ICL.
- 65 W is the wattage of a commonly used 1200 mm sweep fan (reference: <http://www.orientfansindia.com/pageData.aspx?id=13> accessed July 2010).
- It is estimated that a fan is used only for 6 months of the year.
- <sup>8</sup> Reference: [http://www.eu-energystar.org/en/en\\_022p.shtml](http://www.eu-energystar.org/en/en_022p.shtml) accessed July 2010
- Reference: <http://220.156.189.23:8080/beeLabel/Search.page?et=ET0017&en=Color%20Televisions> accessed July 2010
- <sup>9</sup> Reference: <http://220.156.189.23:8080/beeLabel/SearchFANSpage?etype=ET0019&ename=Ceiling%20Fans> accessed July 2010
- It is estimated that a fan in an office is used on all working days (250 days in a year).
- <sup>10</sup> Reference: <http://220.156.189.23:8080/beeLabel/SearchFFRpage?etype=ET0010&ename=Frost%20Free%20Refrigerator> accessed July 2010
- <sup>11</sup> Reference: <http://220.156.189.23:8080/beeLabel/Search.page?et=ET0008&en=AC> accessed July 2010
- AC assumed to be on for 8 hrs a day (9am – 5 pm in offices or 10pm to 6 am in homes). Corresponding with Bureau of Energy Efficiency (BEE) assumptions, 75% compressor run time considered and therefore number of hours the AC compressor is on is 6 hrs during the 8 hour period.
- It is assumed that an AC is used only for 6 months of the year (March / April – August/September)
- <sup>12</sup> Energy (Q) = Specific heat capacity of water at constant pressure (Cp)\*mass (m)\* difference in temperature (dT). It is assumed that 25 lts of water is heated from 20°C to 60°C; Cp of water = 4.19 kJ/kg°C and 1 kJ = 3600 kWh.
- It is assumed that the geyser is turned on 4 times a day.
- It is assumed that the geyser is required only for an average of 6 months in a year.
- <sup>13</sup> For a bucket bath of 15 lts / person, it is assumed that the geyser needs to be turned on twice if 4 people have their baths in quick succession and 4 times if they do not.



- <sup>14</sup> It is assumed that the hot water is used efficiently.
- <sup>15</sup> Operating manual of IFB microwave oven.
- <sup>16</sup> Operating manual of a 6 kg IFB washing machine
- <sup>17</sup> The TV, DVD player and set-top box are assumed to be in use for 6 hrs and on stand-by mode for the rest of the day. Stand-by data source: Bureau of Energy Efficiency (BEE)
- <sup>18</sup> Centre for Science and Environment (CSE)'s green rating of Indian pulp and paper industry 2004
- <sup>19</sup> 2 sheets everyday used for 25 days of the month by each student = 50 sheets per student i.e. 5000 sheets for 100 students
- <sup>20</sup> One tree of Terminalia species in a forested area can sequester 3.66 kg CO<sub>2</sub> per year. Teak species can sequester twice this amount. Source: Centre for Ecological Studies, Indian Institute of Science, Bangalore
- <sup>21</sup> Emission Factors Development for Indian Vehicles, Central Pollution Control Board, Government of India, August, 2007
- <sup>22</sup> Prices in Delhi in July 2010
- <sup>23</sup> Average mileage of 9 variants of A2 size cars considered. Reference: Fuel economy information brochure, Society of Indian Automobile Manufacturers, January 2010
- <sup>24</sup> Average mileage of fuel efficient models of motorcycles. Reference: Fuel economy information brochure, Society of Indian Automobile Manufacturers, January 2010
- <sup>25</sup> Fuel efficiency of Bangalore Metropolitan Transport Corporation buses, Reference: Xavier Godard and Innocent Fantonzoun, Urban mobility for all, International Scientific Committee, 2002
- <sup>26</sup> 250 working days considered in a year (excluding weekends and national holidays)
- <sup>27</sup> 200 working days (excluding weekends, holidays and vacations)
- Assumption of 50 persons per bus  
<http://www.dtc.nic.in/dt3.htm> accessed July 2010
- <sup>28</sup> [http://pcra.org/English/transport/Central Road Research Institute \(CRRRI\) study.htm](http://pcra.org/English/transport/Central Road Research Institute (CRRRI) study.htm) accessed June 2010
- <sup>29</sup> 25% reduction in tyre pressure assumed to cause 10% reduction in fuel efficiency as per <http://pcra.org/English/transport/CRRRIstudy.htm> accessed June 2010
- <sup>30</sup> <http://www.carbonmetrics.com/ipcc.html> accessed July 2010
- <sup>31</sup> <http://www.sunflame.com/3Burners.asp> accessed July 2010
- <sup>32</sup> Prices in Delhi in July 2010
- <sup>33</sup> Towards a sustainable waste management system for Bangalore, H N Chanakya, T V Ramachandra and Shwetmala, IISc Bangalore.
- <sup>34</sup> Study on Solid Waste Management in 59 cities conducted by Central Pollution Control Board and National Environmental Engineering Research Institute (NEERI) (2004-2005)
- <sup>35</sup> Census of India 2001 states mean household size to be 5.3. Here it is assumed to be 5.
- <sup>36</sup> Assuming the use of only 1 big burner at high flame.
- <sup>37</sup> Electricity required for pumping 1cu m (1000l of ground water over a height of 150 m (kWh) =  $Q \text{ (qty)} \times h \text{ (head)} \times 9.81 / 3600 \times \text{efficiency of pump} = 1 \times 150 \times 9.81 / 3600 \times 0.5$
- <sup>38</sup> Electricity required to pump 1000 l of water by Bangalore Water Supply and Sewerage Board = 2.13 units. Discussions with officials

## Authors

- Mr Prabhjot Sodhi, National Coordinator, UNDP-GEF Small Grants Program, CEE New Delhi
- Ms Rashmi Gopal, Consultant, Bangalore
- Dr S N Srinivas, Program Officer, Climate Change, UNDP, New Delhi
- Dr Ramesh Kumar Jalan, Resource Person and Moderator, Climate Change Community of Practice, UN Solutions Exchange, New Delhi
- Mr Kartikeya V. Sarabhai, Director, CEE, Ahmedabad

## Acknowledgements

- Mr Hem Pande, Jt. Secretary, Ministry of Environment & Forests, Government of India, New Delhi
- Dr Subodh Sharma, Advisor, Ministry of Environment & Forests, Government of India, New Delhi
- Mr Pieter Bult, Sr DRR, UNDP, New Delhi
- Mr Sudhir Mittal, Special DG, O.C. - Common Wealth Games, New Delhi
- Dr Srinivasan Iyer, ACD, EEU, UNDP, New Delhi
- Mr K B Thampi, Inspector General (Forests), Ministry of Environment & Forests, Government of India, New Delhi
- Dr Preeti Soni, Advisor, Climate Change, UNDP, New Delhi
- Mr Anil Arora, Programme Officer, UNDP, New Delhi.
- Mr A S Bakshi, Chief Engineer, Central Electricity Authority, New Delhi
- Mr Praveen Gupta, Director, C&E division, Central Electricity Authority, New Delhi
- Dr Sandeep Garg, Energy Economist, Bureau of Energy Efficiency, New Delhi
- Dr Saurabh Yadav, Knowledge Management Specialist, Bureau of Energy Efficiency, New Delhi
- Mr Atanu Ganguli, Director, Society of Indian Automobile Manufacturers, New Delhi
- Mr Saurabh Rohilla, Associate Director, Society of Indian Automobile Manufacturers, New Delhi
- Mr Kapil Mathur, Additional Director, Petroleum Conservation Research Association, New Delhi
- Mr Muktikam Phukan, Deputy Director, Petroleum Conservation Research Association, New Delhi
- Mr Onkar Nath, CDM Expert, GTZ German Technical Cooperation, New Delhi
- Dr Hoysall Chanakya, Centre for Sustainable Technologies, Indian Institute of Science, Bangalore
- Ms Shwetmala, Centre for Sustainable Technologies, Indian Institute of Science, Bangalore
- Prof. R. Sukumar, Centre for Ecological Sciences, Indian Institute of Science, Bangalore
- Mr H S Suresh, Centre for Ecological Sciences, Indian Institute of Science, Bangalore
- Mr M K Halpeth, Consultant, Bangalore
- Mr G R N Rao, Fellow, The Energy and Resources Institute, Bangalore
- Dr Suneel Pandey, Fellow, The Energy and Resources Institute, New Delhi
- Mr Nivit Kumar Yadav, Centre for Science & Environment, New Delhi
- Mr Umashankar S, Centre for Science and Environment, New Delhi
- Dr Pramod Kumar, Programme Officer, UNDP, New Delhi
- Ms Chetali Kapoor, Project Officer, NFD, New Delhi

### Interns

- Ms Pallavi Hittanagi, Bangalore
- Mr R Ashwin, Bangalore
- Ms Kritika Shah, Bangalore

This toolkit will also be available on the following websites:

[www.moef.nic.in](http://www.moef.nic.in) | [www.undp.org](http://www.undp.org) | [www.solutionexchange-un.net.in](http://www.solutionexchange-un.net.in)  
[www.sgpindia.org](http://www.sgpindia.org) | [www.bee-india.nic.in](http://www.bee-india.nic.in) | [www.ceeindia.org](http://www.ceeindia.org) | [www.cwgdelhi2010.org](http://www.cwgdelhi2010.org)


### Disclaimer

The data and presentations of the materials in the toolkit do not imply the expression of any opinion whatsoever on the part of OC CWG, MOEF, GOI, GEF, UNDP and CEE. The data does not represent the decisions, views of any partners in the publication.

No use of this publication may be made for sale or for any commercial purposes without prior permission in written form from the copyright holders. The toolkit may be reproduced in whole or in part in any form for educational or non profit purposes without any permission from copyright holders. It is however expected that due acknowledgment of the source is made to copyright holders. Kindly seek permission from UNDP/GEF SGP, CEE for reprints of the publication.







*The difference between what we do  
and what we are capable of doing  
would suffice to solve  
most of the world's problems.*

*-Mahatma Gandhi*

**CEE**

Centre for Environment Education  
An activity of Nehru Foundation  
for Development (NFD)

GEF UNDP Small Grants Programme  
Centre for Environment Education,  
Delhi

C-40 South Extension-II,  
New Delhi-110049  
Ph.: 011-26262878-80  
e-mail : prabhjot.sodhi@ceeindia.org  
www.sgpindia.org www.ceeindia.org

United Nations Development Programme  
(UNDP)

Post Box No. 3059, 55 Lodhi Estate  
New Delhi-110 003  
Ph.: 011-46532333  
Fax: 011-24627612  
e-mail : sn.srinivas@undp.org  
www.undp.org.in